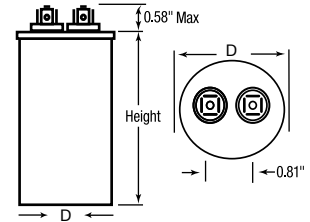


ProLume. High Pressure Sodium Ballast Specifications

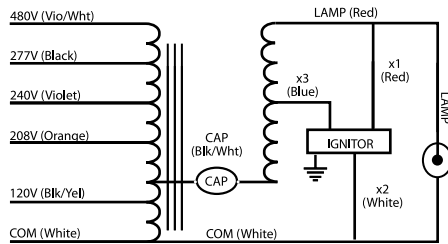
| BALLAST SPECIFICATIONS | | | | | |
|-----------------------------------|----------------|----------|----------|----------|------------|
| Input Volts | 120V | 208V | 240V | 277V | 480V |
| Frequency | 60 Hz | | | | |
| Circuit Type | CWA | | | | |
| Input Power | 298W | | | | |
| Starting Current | 1.4A | 0.8A | 0.7A | 0.6A | 0.4A |
| Operating Current | 2.6A | 1.5A | 1.3A | 1.1A | 0.6A |
| Open Circuit Current | 2.0A | 1.2A | 1.0A | 0.9A | 0.5A |
| Recommended Fuse | 7.0A | 4.0A | 4.0A | 3.0A | 2.0A |
| Open Circuit Volts | 185V | | | | |
| Short Circuit Current (Input) | 0.5-1.5A | 0.3-0.9A | 0.3-0.9A | 0.2-0.6A | 0.15-0.45A |
| Short Circuit Current (Secondary) | 3.0-4.5A | | | | |
| Insulation System | Class N, 200°C | | | | |
| UL 1029 Bench Top Rise Code | A | A | A | A | A |
| Min. Starting Temp | -40°F / -40°C | | | | |

CAPACITOR



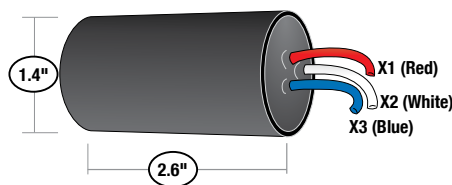
Diameter: 2.08"
Height: 2.75"
Cap.: 35µF
Minimum Volts: 240V
Case Max. Temp.: 90°C

WIRING DIAGRAM

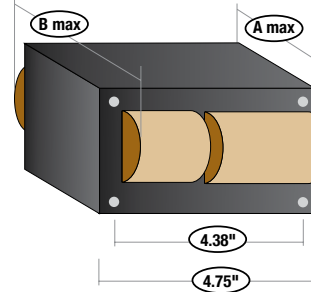


Cap unused leads with wire nuts.

IGNITOR



BALLAST DIMENSIONS



Dim. (A): 1.97"
Dim. (B): 3.9"
Weight: 10.7 lbs
Lead Length: 12"

4 Holes >= 0.195"
Cleared for #10 bolts

Actual performance can vary depending on operating conditions. Specifications are subject to change without notice. All specifications are nominal unless otherwise noted.

PN# 55122

