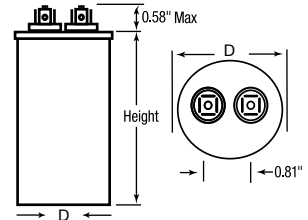


ProLume. High Pressure Sodium Ballast Specifications

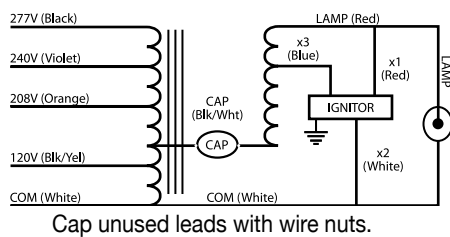
BALLAST SPECIFICATIONS				
Input Volts	120V	208V	240V	277V
Frequency	60Hz			
Circuit Type	CWA			
Input Power	453W			
Starting Current	3.3A	1.9A	1.7A	1.4A
Operating Current	3.8A	2.2A	1.9A	1.7A
Open Circuit Current	1.7A	1.0A	0.9A	0.8A
Recommended Fuse	10A	7A	5A	5A
Open Circuit Volts	182V			
Short Circuit Current (Input)	1.6-4.8A	0.9-2.7A	0.8-2.4A	0.7-2.1A
Short Circuit Current (Secondary)	4.6-7.5A			
Insulation System	Class N, 200°C			
UL 1029 Bench Top Rise Code	A	A	A	A
Min. Starting Temp	-40°F / -40°C			

CAPACITOR

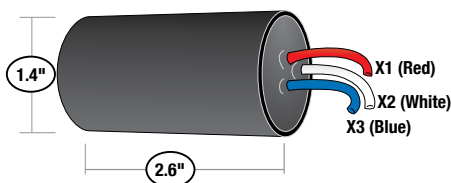


Diameter: 2.08"
Height: 3.15"
Cap.: 55µF
Minimum Volts: 240V
Case Max. Temp.: 90°C

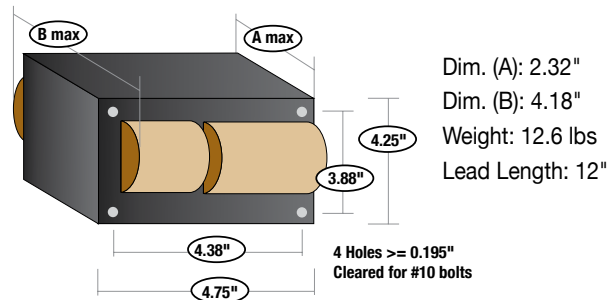
WIRING DIAGRAM



IGNITOR



BALLAST DIMENSIONS



Actual performance can vary depending on operating conditions. Specifications are subject to change without notice. All specifications are nominal unless otherwise noted.

PN# 55124

