

Catalog Number:

Project Name:

Note:

Date:

Type:

DESCRIPTION

A flexible downlight solution supports surface mounting and retrofit installation .
High quality Iron shell with frosted PC diffuser.
Features color tunable technology lets the user choose between 2700K, 3000K, 3500K, 4000K, or 5000K.
Wet-location rated, ideal for bathrooms, laundry, porches and garage work rooms.



6"



BASED ON SAMPLE SETTING. ACTUAL LUMENS MAY VARY.

MODEL#	SIZE	WATTAGE	5CCT	LUMENS
6HVCT15DK5WH	6inch	15W	2700K	941Lm
			3000K	953Lm
			3500K	964Lm
			4000K	976Lm
			5000K	958Lm

FEATURES

- Continuous dimming from 100% to 5% with many Triac Dimmers
- Provide true color rendering with 90+ CRI

TECHNICAL SPECIFICATION

VOLTAGE	120V
POWER FREQUENCY	60Hz
POWER FACTOR	>0.9
5CCT	2700K 3000K 3500K 4000K 5000K
CRI	90
BEAM ANGLE	120°
MATERIAL	Iron+PC
LIFESPAN	≥50,000hours
OPERATING TEMP	(-4°F~ 113°F) -20~45°C
DIMMABLE	Triac Dimming
RATING	Suitable for Wet Locations
WARRANTY	5 year limited

INSTALLATION

With multiple apertures, can be installed into any 5 or 6inch Recessed Can ,or 2.75/3.5inch and 4inch Junction Box, ideal for under soffit and shower installations.

DIMMING

Compatible with most triac dimmers to give user a smooth 100%-5% dimming to choose the desired brightness.
Please check the recommended dimmer list in next page.

ELECTRICAL

This fixture is built with the highest quality 120V drivers, ensuring energy efficiency.

ENERGY SAVINGS

80% more energy savings than halogen lamps.

LISTING

ETL Listed. Energy Star. FCC.Title24.




Catalog Number : Project Name : Note : Date : Type :

Anticlockwise to open the outside lens




Flip the switch to choose desired CCT

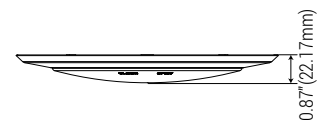
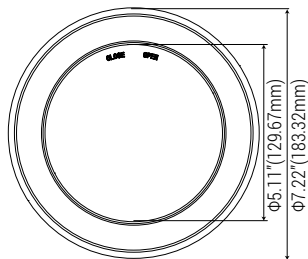


PRODUCT VIEW

- 5" or 6" Recessed installation hole
- 2.75" Junction Box installation hole
- 3.5" Junction Box installation hole
- 4" Junction Box installation hole



DIMENSION



INSTALLATION ACCESSORIES



a Wire Nuts



b Screws



c E26 Adapter



d Mounting Springs

SURFACE MOUNT ACCESSORIES

PART	DESCRIPTION	QUANTITY
a	Wire Nuts	3
b	Screws	2

RETROFIT ACCESSORIES

PART	DESCRIPTION	QUANTITY
a	Wire Nuts	3
c	E26 Adapter	1
d	Mounting Springs	2

RECOMMENDED DIMMER

LUTRON				LEVITON	
TG-600PR-WH	TGCL-153PH-LA	SCL-153PH-WH	PD-6WCL	6672	
S-600PR-WH	SLV-600P-AL	GT-600P	MSCL-OP153M	6674	PL06
CTCL-153PDH-WH	DV-600PR-WH	DVCL-153P	MACL-153M//MA-R	DSL06	RNL06