

# CPA SELECTABLE CANOPY LIGHT

LED Canopy Light with Selectable CCT and Lumen



**Contractor Essentials**  
LIGHT MORE, PAY LESS  
BY LIGHT BULB SURPLUS

## Introduction

- ◆ The CPA Series is the latest generation Canopy Light of XSY Lighting, it is highly cost-effective, and offers complete configurations. The CPA Series delivers 4,050lm to 8,505lm lumens, which can replace 100W-250W HID luminaires.
- ◆ Photocell or microwave sensor are available.
- ◆ Surface or Pendant mounting for option.



## Product Specifications

### Construction:

- ◆ Die-casting aluminum housing with four 1/2" NPT side conduit entries.

### Optics:

- ◆ CCT Selectable 4000K or 5000K (Default setting), CRI >80. Heat-resistant polycarbonate lens.

### Electrical:

- ◆ 0-10v dimmable driver, which can dim from 100% down to off.
- ◆ Input voltage AC120-277V for US market, AC120-347V for Canada market, and 50/60Hz.

### Finish:

- ◆ Dark bronze is standard. White and other customized color are available.

### Mounting:

- ◆ Quick mount plate for surface or junction box mounting.
- ◆ Pendant mount via 3/4" NPT pipe, which is not supplied. other customized color are available.

|     |     |     |
|-----|-----|-----|
| 63W | 45W | 30W |
|-----|-----|-----|

WATTAGE SELECTABLE

|       |       |
|-------|-------|
| 4000K | 5000K |
|-------|-------|

CCT SELECTABLE



### Ambient Temperature:

- ◆ -40°F (-40°C) to 113°F (45°C)

### Compliances:

- ◆ cULus listed for wet locations.
- ◆ DLC® (DesignLights Consortium) Qualified. Please refer to the DLC website for specific product qualifications at [www.designlights.org](http://www.designlights.org).

### Warranty:

- ◆ 5-year limited warranty

## Ordering Guide

EXAMPLE: X-CPA(63/45/30)W-50KUV-XY

| Brand CE | Product name CPA | Wattage XXXW                                  | CCT XXK   | Input Voltage <sup>3</sup> AA | Sensor X  | Photocell Y                                 |
|----------|------------------|---|---|-------------------------------|---|---|
| CE       | CPA              | 30W<br>45W<br>63W<br>(63/45/30)W <sup>1</sup> | 40K=4000K<br>50K=5000K<br>(40/50)K <sup>2</sup> | UV=120-277V<br>LV=120-347V    | Blank=without motion Sensor<br>S=with motion Sensor | Blank=without photocell<br>P=with photocell |

Note: 1. (63/45/30)W=63W, 45W, 30W Selectable, 63W default setting.  
2. (40/50)K=4000K, 5000K Selectable, 5000K default setting.  
3. The Input Voltage AC120-277V is for US Market, AC120-347V is for Canada Market.

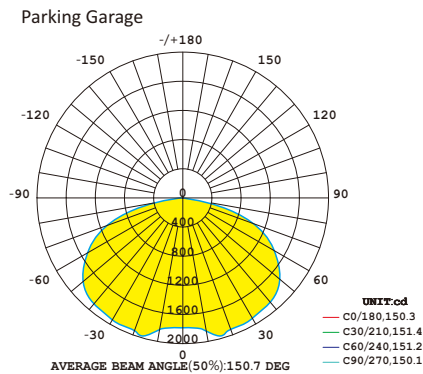


## Performance Data

Lumen values are based on 120V AC input product configuration, contact for performance data on any configurations not shown here.

| Model #                            | Lumen Level | Wattage Selectable | Nominal CCT | CCT Selectable | Lumens | Watts | LPW | CRI |
|------------------------------------|-------------|--------------------|-------------|----------------|--------|-------|-----|-----|
| X-CPA(63/45/30)W<br>-(40/50)KAA-XY | 1           | Yes                | 4000K       | Yes            | 4900   | 30    | 163 | >70 |
|                                    |             |                    | 5000K       |                | 4450   | 30    | 148 |     |
|                                    | 2           |                    | 4000K       |                | 7100   | 45    | 158 |     |
|                                    |             |                    | 5000K       |                | 6450   | 45    | 143 |     |
|                                    | 3           |                    | 4000K       |                | 9400   | 63    | 149 |     |
|                                    |             |                    | 5000K       |                | 8550   | 63    | 136 |     |
| X-CPA(63/45/30)W<br>-XXKAA-XY      | 1           | Yes                | 4000K       | No             | 4100   | 30    | 137 | >70 |
|                                    |             |                    | 5000K       |                | 4450   | 30    | 148 |     |
|                                    | 2           |                    | 4000K       |                | 6350   | 45    | 141 |     |
|                                    |             |                    | 5000K       |                | 6450   | 45    | 143 |     |
|                                    | 3           |                    | 4000K       |                | 8550   | 63    | 136 |     |
|                                    |             |                    | 5000K       |                | 8600   | 63    | 137 |     |

## Photometrics



## Power Selection And CCT Selection Capability

**Power Setting**  
Adjust power between 63/45/30W, 63W default setting.

**CCT Setting**  
Adjust CCT between 4000/5000K, 5000K default setting

## Accessories

### Control Options

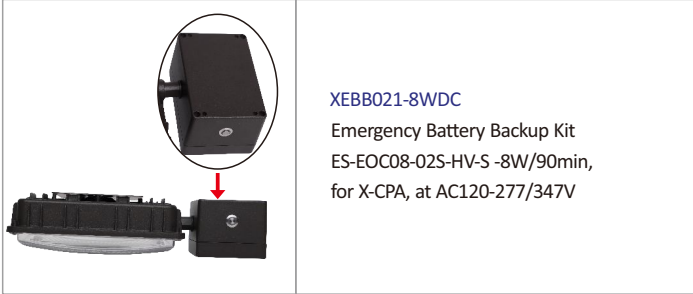
Factory-Installable ONLY

|  |   |  |  |
|--|---|--|--|
|  | XPC-B<br>Photocell -With Sunshade Cover                                   |  | XMSMH-H01-CPA<br>Microwave sensor HB001VCR for X-CPA<br>(Note: 1. reflector is required;<br>2. The driver must have 12v) |
|  | X-CPA-PCR<br>Polycarbonate Refractor with Microwave sensor hole for X-CPA |  |  |

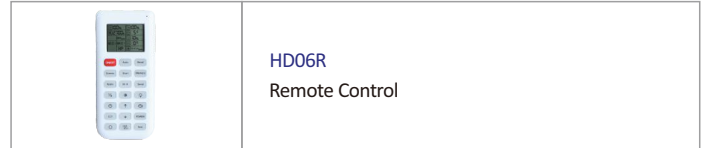


## Emergency Battery Backup

Factory-Installable ONLY



Field-Installable / Field-Use ONLY (purchased separately)



## Electrical Data

| Model Series     | Wattage(W) | Current (A)       |      |      |      |      |
|------------------|------------|-------------------|------|------|------|------|
|                  |            | Input Voltage (V) |      |      |      |      |
|                  |            | 120               | 208  | 240  | 277  | 347  |
| X-CPA(63/45/30)W | 30         | 0.28              | 0.16 | 0.14 | 0.12 | 0.10 |
|                  | 45         | 0.42              | 0.24 | 0.21 | 0.18 | 0.14 |
|                  | 63         | 0.58              | 0.34 | 0.29 | 0.25 | 0.20 |

## Dimensions

