



The Smallest Possible Factors™



# Constant Current LED Driver

## Model Number AC15CD250AT2Q

**Input Voltage:** 120-277 VAC (310%)

**Input Frequency:** 50/60 Hz

**Dimming:** 5 to 100%

**Surge Protection:** 2 Kv

Side Mount/Leads

Multi-Switching Current

### PHYSICAL DIMENSIONS:

**Length:** 2.29"  
**Width:** 1.20"  
**Height:** 0.91"  
**Mounting:** 2.2"  
**Weight:** 0.10 lbs.

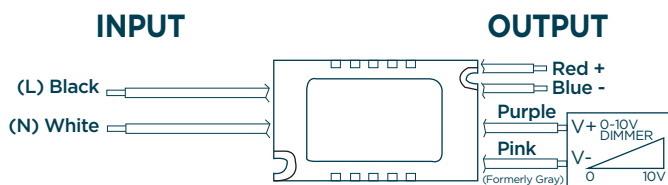
ACTUAL SIZE



### ELECTRICAL SPECIFICATIONS:

Output Power Max.	Input Power	Input Current	Min. PF (full load)	Max. THD (full load)	Output Voltage	Output Current	T case Max.	Min. Starting Temp.	IP Rating	Dimming Protocol	Dimming Range	Efficiency Up To
15 W	17.2 W	0.16 A@120 V 0.07 A@277 V	>0.9	<20	32-60 V	250 mA 35%	75° C	0° C	20	0 to 10 V	7 to 100%	87%
10.5 W	12.2 W	0.11 A@120 V 0.05 A@277 V	>0.9	<20	32-60 V	175 mA 35%	75° C	0° C	20	0 to 10 V	5 to 100%	86%
6 W	7.3 W	0.07 A@120 V 0.03 A@277 V	>0.9	<20	32-60 V	100 mA <sup>3</sup> 5%	75° C	0° C	20	0 to 10 V	3 to 100%	82%

### WIRING:



**Note:** Gray (-) dimming wire has been changed to pink per the 2020 NEC section 410.69 and NEMA.

### LEAD LENGTH:

Black 6"	Blue 6"	Purple 6"
White 6"	Red 6"	Pink 6"

### APPROVED DIMMERS:

Lutron NTSTV-DV	Leviton IP710 DL
Lutron NFTV	Watt Stopper ADF 120277

To order or consult with one of our engineers, contact us at:  
**800-375-6355 / aceleads.com**



## SAFETY & PERFORMANCE:

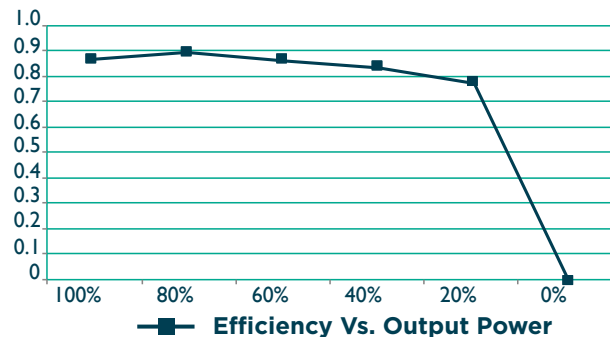
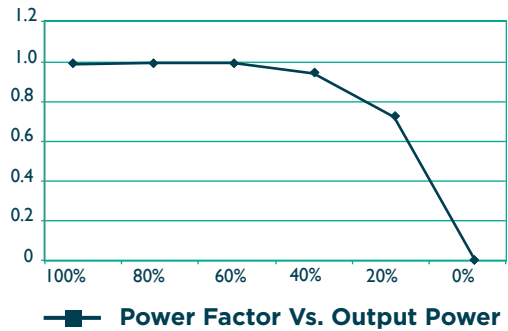
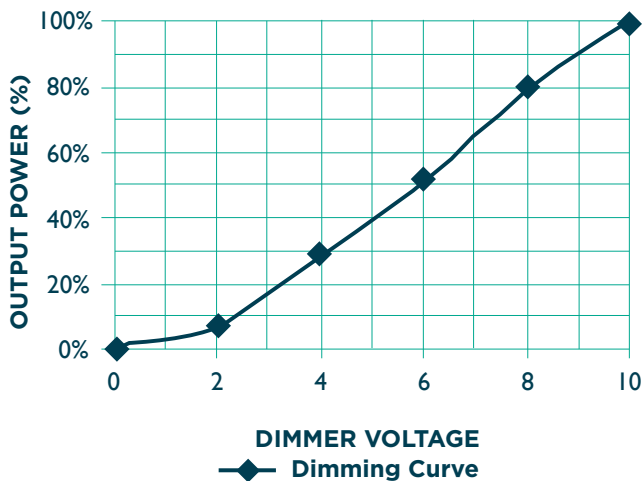
- Class P Listed
- Class A sound rating
- No PCBs
- Open/Short Circuit Protection
- LED driver has a life expectancy of 50,000 hours at Tcase of  $\leq 75^{\circ}\text{C}$
- Warranty: 5 yrs based on max case temp of  $75^{\circ}\text{C}^*$
- Input/Output Isolation
- Surge Protection (2 KV)
- Certified For Damp Locations
- Dimming Curve on the next page
- Gray (-) dimming wire has been changed to pink per the 2020 NEC section 410.69 and NEMA.

## INSTALLATION:

- LED drivers shall be installed inside electrical enclosures
- Max Remote installation distance is 33 ft
- 22 AWG 600V/105C tinned stranded copper lead-wires are required to use in installation

\*ACE LEDS/AC LED Power Designs warrants to the purchaser that each LED Driver will be free from defects in material or workmanship for a period of 5 years from date of manufacture when operated at max case temp of up to  $\leq 75^{\circ}\text{C}$  when properly installed and under normal conditions of use. See [aceleds.com](http://aceleds.com) for complete warranty policy.

## PERFORMANCE METRICS: AC10CD250AT2K



3401 Avenue D, Arlington, TX 76011  
800-375-6355 • [aceleds.com](http://aceleds.com)



Data is based upon tests performed by ACE LEDS in a controlled environment and representative performance. Actual performance can vary depending on operating conditions. Specifications are subject to change without notice. All specifications are nominal unless otherwise noted.

