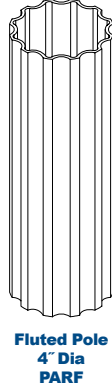


Base/Pole Compatibility



For use with PARF and PARS Poles only



PB Series
Cast Aluminum Decorative
Clamshell Bases

Decorative Clamshell Bases are designed to create a clean decorative look and cover pole base anchoring hardware. Three styles are available in matching finish to coordinate with pole selection.

Specifications and Features:

Clamshell Bases:

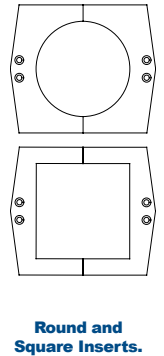

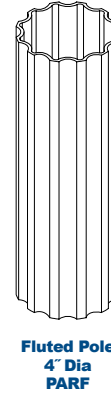


Die cast aluminum OR A356 alloy sand cast aluminum, Stainless Steel Hardware. PBR1 and PBS1 include sets of inserts that allow use on 4" and 5" square or round poles, and 120mm square or round tall bollards.

Finish:

Textured architectural powdercoat finish, baked to ensure maximum paint adhesion, hardness and durability.

Pole Fit:

Bases are designed to fit poles based on dimensions shown. Pole combinations shown are based on fit over anchor base on each type of pole.



Can be used with PSRA, PARS, PARF, and PSSS Poles.

Order Information Example:	PB24A4B
Model	Color
PB24A4 =24" Tall Fluted Narrow Clamshell Base (Fits PARF and PARS Poles ONLY) PBR1 =Round Base PBS1 =Square Base	B =Black (PB24A4, PBR1, PBS1 Only) P =Platinum (PBR1 Only) Z =Bronze (PBR1 and PBS1 Only) C =Custom (Consult Factory)

Project Information:

Project Name: _____ Fixture Type: _____

Complete Catalog #: _____ Date: _____

Comments: _____

Notes: