



LED LUMINAIRES



Backlit Panel Series Field Selectable CCT



The ProLED Select Backlit Panel Series replaces 9 products with just 3, allowing the user to select from 3 different color temperatures in either 1x4, 2x2, or 2x4 size. Reducing the need to carry multiple products, ProLED Select Backlit panels are lightweight and feature a low-profile side mount driver design to save space during shipping and installation. Selecting the perfect look and feel for your application using a simple switch on the driver enclosure couldn't be any easier.



**Selectable Color
Temperature:
3500K, 4000K, 5000K**

0-10V Dimming Standard

5-Year Warranty

**Lightweight, Low Profile
Design**

Applications:

- Office
- Retail
- Healthcare
- Education
- Hospitality

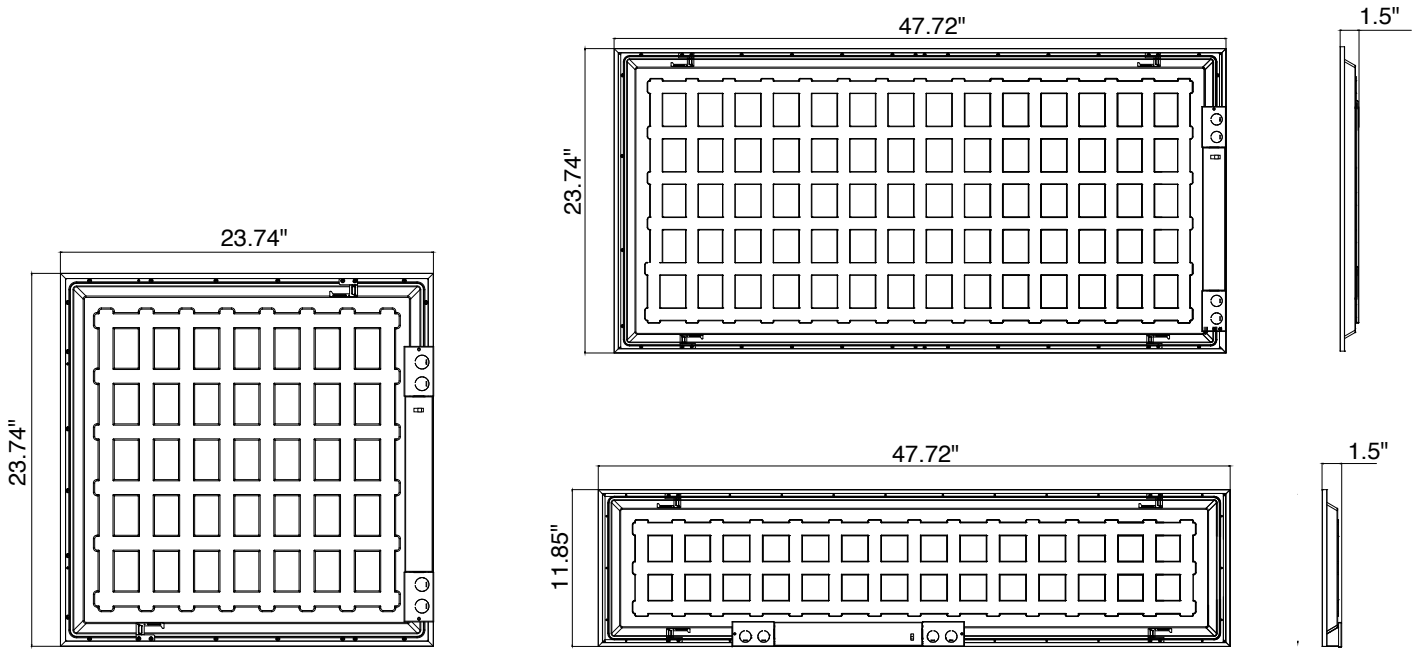


Contact Your Customer Care Specialist
For Pricing, Orders And Technical Support.
800.677.3334 www.halcolighting.com

ProLED® Select BackLit Panel Series

Field Selectable CCT

Product #: _____ Type: _____
 Project: _____ Date: _____
 Comments: _____ Initials: _____



Performance

- Overall Efficacy >100 lm/W
- Field Selectable CCT
 - 3500K, 4000K, 5000K
- CRI >80
- 0-10V Dimming Standard
- Universal 120-277VAC
- L70 Lumen Maintenance > 50,000 hours at 25°C

Certification

- ETL Listed
- R0Hs Compliant
- Damp Location
- IC Rated
- IP40 Rated

Construction

- Low Profile Design for easy installation
- Lightweight Aluminum Housing
- Easy Access ProLED Switches on driver enclosure
- (4) 1/2" knockouts for easy wiring

Ordering Information

Product Code	Product Number	Product Description
14FSBPL/30U8D	10363	FIELD SELECTABLE BACKLIT PANEL; 1X4, 80 CRI, 0-10V DIMMING, 120-277V, SELECTABLE CCT: 3500K, 4000K, 5000K
22FSBPL/30U8D	10364	FIELD SELECTABLE BACKLIT PANEL; 2X2, 80 CRI, 0-10V DIMMING, 120-277V, SELECTABLE CCT: 3500K, 4000K, 5000K
24FSBPL/50U8D	10365	FIELD SELECTABLE BACKLIT PANEL; 2X4, 80 CRI, 0-10V DIMMING, 120-277V, SELECTABLE CCT: 3500K, 4000K, 5000K

Accessories

Product SKU	Product Code	Product Description
90312	BBU/EM9WU/JB	Battery Back Up Emergency 9W 120-277V 90 Minute 0-10V Dimming w/Junction Box
30363	14BPL/SMK	1x4 Surface Mount Kit for Backlit Panels
30364	22BPL/SMK	2x2 Surface Mount Kit for Backlit Panels
30365	24BPL/SMK	2x4 Surface Mount Kit for Backlit Panels

ProLED® Select BackLit Panel Series

Field Selectable CCT

Product #: _____ Type: _____
 Project: _____ Date: _____
 Comments: _____ Initials: _____

Specification Table

	14FSBPL/30U8D	22FSBPL/30U8D	24FSBPL/50U8D
Wattage	30W	30W	50W
Lumen Output	3000	3000	5000
Input Voltage	120-277VAC		
Power Factor	<.9		
L70 Lifetime*	>50,000 Hours		
CRI	>80		
Dimming	0-10V		
Wet Listings	IP40, ETL Listed for Damp Locations		
Selectable CCT	3500K, 4000K, 5000K		
Ambient Operating Temperature	-20°C-40°C		

*Useful Life is defined as the point in time at which the lamp will maintain at least 70% of its initial lumens. The lamp will continue to operate past this point at decreased light levels. May not be compatible with all dimming systems, dimming performance may vary by system.
 Warranty – Commercial / Industrial: This product is warranted for 5 years from the date of purchase.

Ceiling Designation	Fixture Dimensions: in. (mm)	Net Weight
2x2'	23.74" x 23.74" x 1.5"	4.85 lbs
1x4'	47.72" x 11.85" x 1.5"	4.98 lbs
2x4'	47.72" x 23.74" x 1.5"	9.03 lbs

ProLED® Select BackLit Panel Series

Field Selectable CCT

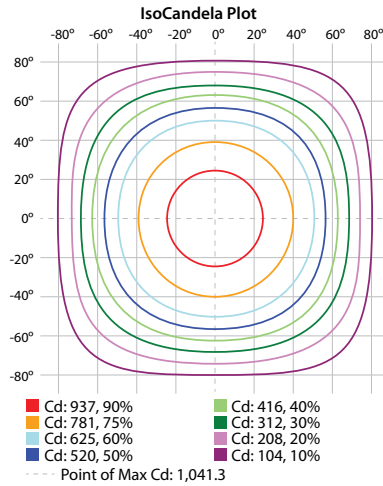
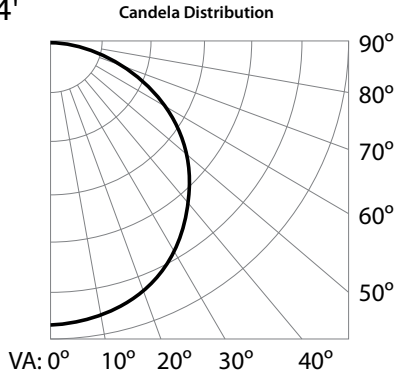
Product #: _____ Type: _____

Project: _____ Date: _____

Comments: _____ Initials: _____

Photometrics

1' x 4'



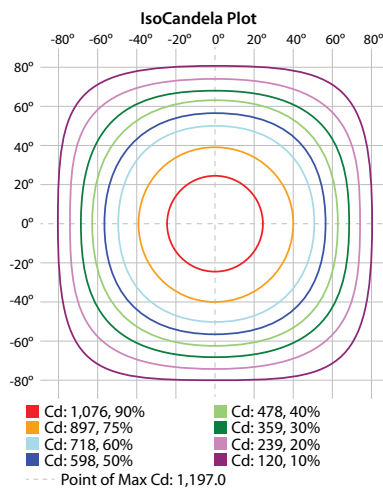
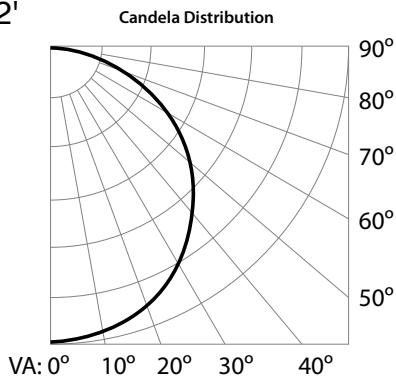
ZONAL LUMEN SUMMARY

ZONE	LUMENS	% LUMINAIRE
0-30	810.7	26.9%
0-40	1,331.3	44.1%
0-60	2,365.7	78.4%
60-90	645.1	21.4%
70-100	271.7	9%
90-120	3.5	0.1%
0-90	3,010.8	99.7%
90-180	8.3	0.3%
0-180	3,019.2	100%

LUMENS PER ZONE

ZONE	LUMENS	% TOTAL	ZONE	LUMENS	% TOTAL
0-10	98.5	3.3%	90-100	1.2	0%
10-20	282.6	9.4%	100-110	1.1	0%
20-30	429.7	14.2%	110-120	1.1	0%
30-40	520.5	17.2%	120-130	1.2	0%
40-50	542.5	18.0%	130-140	1.1	0%
50-60	492.0	16.3%	140-150	1.0	0%
60-70	374.6	12.4%	150-160	0.8	0%
70-80	213.1	7.1%	160-170	0.5	0%
80-90	57.4	1.9%	170-180	0.2	0%

2' x 2'



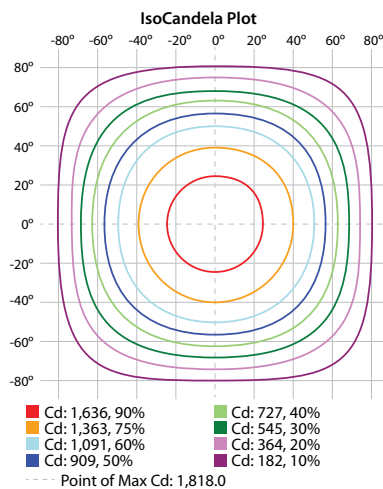
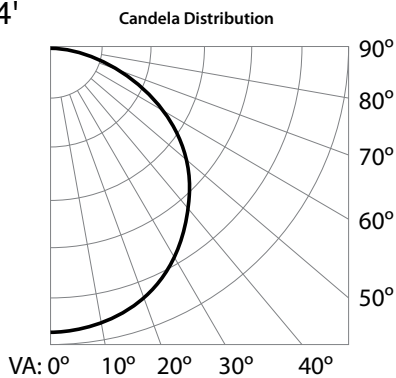
ZONAL LUMEN SUMMARY

ZONE	LUMENS	% LUMINAIRE
0-30	930.9	26.9%
0-40	1,527.9	44.1%
0-60	2,714.0	78.4%
60-90	738.3	21.3%
70-100	309.9	9%
90-120	4.2	0.1%
0-90	3,452.3	99.7%
90-180	9.6	0.3%
0-180	3,461.9	100%

LUMENS PER ZONE

ZONE	LUMENS	% TOTAL	ZONE	LUMENS	% TOTAL
0-10	113.2	3.3%	90-100	1.4	0%
10-20	324.5	9.4%	100-110	1.3	0%
20-30	493.2	14.2%	110-120	1.5	0%
30-40	597.0	17.2%	120-130	1.5	0%
40-50	622.1	18.0%	130-140	1.4	0%
50-60	563.9	16.3%	140-150	1.0	0%
60-70	429.8	12.4%	150-160	0.7	0%
70-80	245.0	7.1%	160-170	0.5	0%
80-90	63.5	1.8%	170-180	0.2	0%

2' x 4'



ZONAL LUMEN SUMMARY

ZONE	LUMENS	% LUMINAIRE
0-30	1,417.7	26.8%
0-40	2,328.9	44.1%
0-60	4,141.5	78.4%
60-90	1,131.8	21.4%
70-100	476.4	9%
90-120	5.1	0.1%
0-90	5,273.4	99.8%
90-180	9.2	0.2%
0-180	5,282.6	100%

LUMENS PER ZONE

ZONE	LUMENS	% TOTAL	ZONE	LUMENS	% TOTAL
0-10	172.1	3.3%	90-100	2.0	0%
10-20	494.0	9.4%	100-110	1.7	0%
20-30	751.7	14.2%	110-120	1.5	0%
30-40	911.2	17.2%	120-130	1.2	0%
40-50	950.5	18.0%	130-140	1.0	0%
50-60	862.1	16.3%	140-150	0.8	0%
60-70	657.4	12.4%	150-160	0.6	0%
70-80	375.8	7.1%	160-170	0.4	0%
80-90	98.6	1.9%	170-180	0.1	0%