

# INCANDESCENT LAMPS

## CONTENTS

- 136** How to Read a Table
- 137** General Service Lamps
- 147** Decorative Lamps
- 150** Bulb, Base and Filament Identification
- 151** Symbols, Footnotes and Abbreviations



# HOW TO READ AN INCANDESCENT LAMP TABLE

## BULB

Designations indicate shape and size. Illustrations can be found on page 150 and at the top of each page.

## BASE

Indicates base type. Full base descriptions and illustrations can be found on page 150.

## PRODUCT CODE

Abbreviated product description can also be used for ordering. A key to abbreviations can be found on page 152.

## PACKAGE QUANTITY

Indicates minimum sell quantity and smallest shipping carton.

## DESIGN FILAMENT

Filament types are illustrated on page 150.

## VOLTS

Indicate the product's design voltage of operation.

## MOL

Indicates maximum overall length in inches.

Bulb	Base	Product Number	Footnotes	Product Code	Description	Pkg. Qty.	Volts	Lumens	Avg. Life	Design Filament	MOL	Beam Spread
<b>7.5 WATT</b>												
S11	Med.	7017		S11CL7.5	Clear	25/500	130	45	1500	C-7A	2.25"	-
		7024		S11GRN7.5C	Ceramic Green	25/500	130	-	1500	C-7A	2.25"	-
		7026		S11ORG7.5C	Ceramic Orange	25/500	130	-	1500	C-7A	2.25"	-
		7019		S11RED7.5C	Ceramic Red	25/500	130	-	1500	C-7A	2.25"	-
		7020		S11WH7.5C	Ceramic White	25/500	130	-	1500	C-7A	2.25"	-

## WATTS

Indicates the power consumed by the lamp during operation.

## PRODUCT NUMBER

Use this number when placing an order.

## FOOTNOTES & SYMBOLS

Related footnotes can be found on page 151.

## DESCRIPTION

Bulb finish and other important information.

## AVERAGE LIFE

Average rated life expressed in hours.

## LUMENS

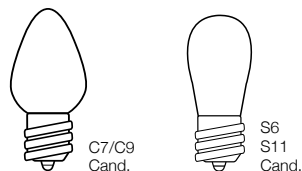
Represents average light output.

## BEAM SPREAD

Indicates the beam angle or beam spread of a bulb, measured in degrees.

# INCANDESCENT LAMPS

## General Service

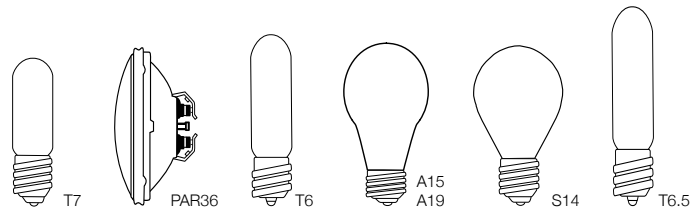


Bulb	Base	Product Number	Footnotes	Product Code	Description	Pkg. Qty.	Volts	Lumens	Avg. Life	Design Filament	MOL	Beam Spread
<b>4 WATT</b>												
C7	Cand.	7014		C7CL4	Clear	25/1000	130	16	1000	C-3A	2.12"	-
<b>5 WATT</b>												
C7	Cand.	7102		C7AMB5T	Transparent Amber	25/1000	130	-	1000	C-3A	2.12"	-
		7104		C7BLU5C	Ceramic Blue	25/1000	130	-	1000	C-3A	2.12"	-
		7106		C7BLU5T	Transparent Blue	25/1000	130	-	1000	C-3A	2.12"	-
		7108		C7GRN5C	Ceramic Green	25/1000	130	-	1000	C-3A	2.12"	-
		7110		C7GRN5T	Transparent Green	25/1000	130	-	1000	C-3A	2.12"	-
		7112		C7ORG5C	Ceramic Orange	25/1000	130	-	1000	C-3A	2.12"	-
		7114		C7RED5C	Ceramic Red	25/1000	130	-	1000	C-3A	2.12"	-
		7116		C7RED5T	Transparent Red	25/1000	130	-	1000	C-3A	2.12"	-
		7118		C7WH5C	Ceramic White	25/1000	130	-	1000	C-3A	2.12"	-
<b>6 WATT</b>												
S6	Cand.	9042		S6CL6	Clear	25/2000	130	30	1500	C-7A	1.87"	-
		9043		S6CL6/145V	Clear	25/2000	145	30	1500	C-7A	1.87"	-
<b>7 WATT</b>												
C7	Cand.	7016		C7CL7	Clear	25/1000	130	40	1000	C-3A	2.12"	-
		105204		C7WH7/NL	White Night Light	25/2000	130	-	1000	C-3A	2.12"	-
C9	Int.	7050		C9CL7	Clear	25/1000	130	40	3000	C-3A	3.00"	-
		7120		C9AMB7T	Transparent Amber	25/1000	130	-	3000	C-3A	3.00"	-
		7122		C9BLU7C	Ceramic Blue	25/1000	130	-	3000	C-3A	3.00"	-
		7124		C9BLU7T	Transparent Blue	25/1000	130	-	3000	C-3A	3.00"	-
		7126		C9GRN7C	Ceramic Green	25/1000	130	-	3000	C-3A	3.00"	-
		7128		C9GRN7T	Transparent Green	25/1000	130	-	3000	C-3A	3.00"	-
		7130		C9ORG7C	Ceramic Orange	25/1000	130	-	3000	C-3A	3.00"	-
		7132		C9RED7C	Ceramic Red	25/1000	130	-	3000	C-3A	3.00"	-
		7134		C9RED7T	Transparent Red	25/1000	130	-	3000	C-3A	3.00"	-
<b>7.5 WATT</b>												
S11	Med.	7017		S11CL7.5	Clear	25/500	130	45	1500	C-7A	2.25"	-
		7024		S11GRN7.5C	Ceramic Green	25/500	130	-	1500	C-7A	2.25"	-
		7026		S11ORG7.5C	Ceramic Orange	25/500	130	-	1500	C-7A	2.25"	-
		7019		S11RED7.5C	Ceramic Red	25/500	130	-	1500	C-7A	2.25"	-
		7020		S11WH7.5C	Ceramic White	25/500	130	-	1500	C-7A	2.25"	-
		7028		S11YEL7.5C	Ceramic Yellow	25/500	130	-	1500	C-7A	2.25"	-
<b>10 WATT</b>												
S11	Int.	9045		S11CL10	Clear	25/500	130	80	1500	C-7A	2.48"	-

Ⓔ Means this lamp meets Federal Minimum Efficiency standards.  
Incandescent lamps symbols, footnotes and abbreviations are located on pages 151-153.

# INCANDESCENT LAMPS

## General Service

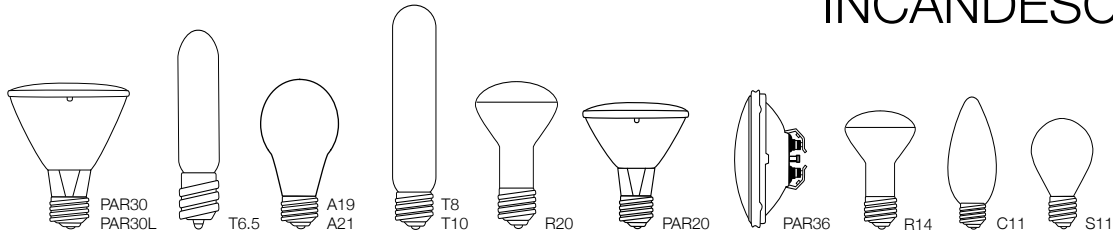


Bulb	Base	Product Number	Footnotes	Product Code	Description	Pkg. Qty.	Volts	Lumens	Avg. Life	Design Filament	MOL	Beam Spread	
<b>11 WATT</b>													
S14	Med.	9051		S14CL11	Clear	25/250	130	80	5000	C-9	3.50"	-	
		9057		S14FR11	Frost	25/250	130	75	3000	C-9	3.50"	-	
		9056		S14AMB11T	Transparent Amber	25/250	130	-	3000	C-9	3.50"	-	
		9076		S14BLU11C	Ceramic Blue	25/250	130	-	3000	C-9	3.50"	-	
		9055		S14BLU11T	Transparent Blue	25/250	130	-	3000	C-9	3.50"	-	
		9070		S14GRN11C	Ceramic Green	25/250	130	-	3000	C-9	3.50"	-	
		9054		S14GRN11T	Transparent Green	25/250	130	-	3000	C-9	3.50"	-	
		105334		S14RED11C	Ceramic Red	25/250	130	-	3000	C-9	3.50"	-	
		9052		S14RED11T	Transparent Red	25/250	130	-	3000	C-9	3.50"	-	
		9058		S14WH11C	Ceramic White	25/250	130	-	3000	C-9	3.50"	-	
		105336		S14YEL11C	Ceramic Yellow	25/250	130	-	3000	C-9	3.50"	-	
		9053		S14YEL11T	Transparent Yellow	25/250	130	-	3000	C-9	3.50"	-	
<b>15 WATT</b>													
A15	Med.	6013		A15CL15	Clear	20/120	130	95	3000	C-9	3.50"	-	
		6014		A15FR15	Frost	20/120	130	90	3000	C-9	3.50"	-	
T6	Cand.	9030		T6CL15/CAN	Clear	25/500	130	90	2000	C-5A	3.06"	-	
		9021		T6CL15/145V	Clear	25/500	145	80	2000	C-5A	3.06"	-	
T7	Cand.	9039		T7CL15CAN	Clear	25/1000	120	100	2000	C-5A	2.25"	-	
		BA15d	9038		T7CL15DC	Clear	25/1000	120	100	2000	C-5A	2.35"	-
		Int.	9037		T7CL15INT	Clear	25/1000	120	100	2000	C-5A	2.35"	-
<b>20 WATT</b>													
PAR36	Screw Term.	107788	\$.17	HP36NSP20/HX	Narrow Spot HaloXen®	12	12	260	5000	C-6	2.75"	12°	
		107790	\$.17	HP36VNSP20/HX	Very Narrow Spot HaloXen®	12	12	260	5000	C-6	2.75"	5°	
		107792	\$.17	HP36WFL20/HX	Wide Flood HaloXen®	12	12	260	5000	C-6	2.75"	32°	
T6.5	BA15d	9022		T6.5CL20DC	Clear	25/500	130	150	2500	C-8	5.56"	-	
		9023		T6.5FR20DC	Frost	25/500	130	150	2500	C-8	5.56"	-	
	Int.	9019		T6.5CL20INT	Clear	25/500	130	150	2500	C-8	5.50"	-	
		9028		T6.5FR20INT	Frost	25/500	130	150	2500	C-8	5.50"	-	
<b>25 WATT</b>													
A15	Med.	6016		A15CL25	Clear	20/120	130	130	3000	C-9	3.50"	-	
		6015		A15FR25	Frost	20/120	130	120	3000	C-9	3.50"	-	
A19	Med.	6318		A19CL25/5	Clear	120	130	175	5000	C-9	4.25"	-	
		103700	AI	A19FR25	Frost	120	130	160	1500	C-9	4.25"	-	
		6319		A19FR25/5	Frost	120	130	150	5000	C-9	4.25"	-	
		101159	10	A19FR25/12V	Frost	12/240	12	240	2000	C-6	4.25"	-	
		101150		A19BLU25T	Transparent Blue	12/120	130	-	2000	C-9	4.25"	-	

Ⓢ Means this lamp meets Federal Minimum Efficiency standards.  
Incandescent lamp symbols, footnotes and abbreviations are located on pages 151-153.

# INCANDESCENT LAMPS

## General Service

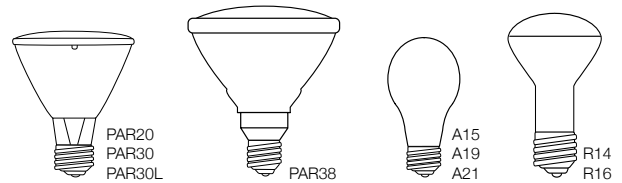


Bulb	Base	Product Number	Footnotes	Product Code	Description	Pkg. Qty.	Volts	Lumens	Avg. Life	Design Filament	MOL	Beam Spread
<b>25 WATT continued</b>												
A19	Med.	101152		A19GRN25T	Transparent Green	12/120	130	-	2000	C-9	4.25"	-
		6335		A19RED25C	Ceramic Red	12/120	130	-	2000	C-9	4.25"	-
		101154		A19RED25T	Transparent Red	12/120	130	-	2000	C-9	4.25"	-
		101124		A19RS25/CS	CoverShield®	20/120	130	-	2000	C-9	4.25"	-
		6338		A19YEL25C	Ceramic Yellow	12/120	130	-	2000	C-9	4.25"	-
		101156		A19YEL25T	Transparent Yellow	12/120	130	-	2000	C-9	4.25"	-
C11	Cad.	20003		C11ANT25	Antique Oil-Rubbed finish	10/100	120	120	3000	Z-Shape	4.00"	-
PAR36	Screw Term.	14554	10	PAR36NSP25/M	Narrow Spot Major	1/12	12	150	2000	C-6	2.75"	9°
		14556	10	PAR36VWFL25/M	Very Wide Flood Major	1/12	12	150	2000	C-6	2.75"	55°
		65205	10	PAR36WFL25	Wide Flood	1/12	12	150	2000	C-6	2.75"	25x37°
R14	Int.	9104		R14INT25	Flood	25/250	130	150	1500	CC-2V	2.64"	-
	Med.	9103		R14MED25	Flood	25/250	130	150	1500	CC-2V	2.64"	-
S11	Int.	9048		S11N25	Clear High-Intensity	25/500	130	200	1500	CC-2V	2.48"	-
T6.5	BA15d	9025		T6.5CL25DC	Clear	25/500	130	180	2500	C-8	5.56"	-
	Int.	9018		T6.5CL25INT	Clear	25/500	130	180	2500	C-8	5.50"	-
T8	BA15d	9034		T8CL25DC	Clear	25/500	130	180	2500	C-8	2.63"	-
	Int.	9032		T8CL25INT	Clear	25/500	130	180	2500	C-8	2.63"	-
T10	Med.	9012		T10CL25	Clear	25/200	130	180	2500	C-5V	5.00"	-
		9013		T10FR25	Frost	25/200	130	180	2500	C-5V	5.00"	-
<b>29 WATT</b>												
A19	Med.	76005	Ⓔ \$	A19CL29/H	Clear	12/120	120	430	1000	CC-8	4.25"	-
		76001	Ⓔ \$	A19SW29/H	Soft White	12/120	120	430	1000	CC-8	4.25"	-
<b>30 WATT</b>												
R20	Med.	9110	6	R20FL30	Flood	10/100	130	140	3000	C-9	3.93"	-
		10102		R20FL30/CS	Flood CoverShield®	10/100	130	140	3000	C-9	3.93"	-
<b>30/70/100 WATT</b>												
A21	Med.	8009	1	A21SW3W100	Soft White 3-Way 30/70/100	12/60	130	260/ 650/940	2500	CC-8	5.25"	-
<b>35 WATT</b>												
PAR20	Med.	107610	N, \$, 18	HP20NFL35	Narrow Flood Prism®	15	130	450	3000	CC-8	3.07"	30°
PAR36	Screw Term.	107794	\$, 17	HP36NSP35/HX	Narrow Spot HaloXen®	1/12	12	540	5000	C-6	2.75"	12°
		107796	\$, 17	HP36VNSP35/HX	Very Narrow Spot HaloXen®	1/12	12	540	5000	C-6	2.75"	5°
		107798	\$, 17	HP36WFL35/HX	Wide Flood HaloXen®	1/12	12	540	5000	C-6	2.75"	32°
		70306	\$, 17	HP36WFL35/24V	Wide Flood	1/12	24	500	5000	CC-6	2.75"	32°

Ⓔ Means this lamp meets Federal Minimum Efficiency standards.  
Incandescent lamps symbols, footnotes and abbreviations are located on pages 151-153.

# INCANDESCENT LAMPS

## General Service

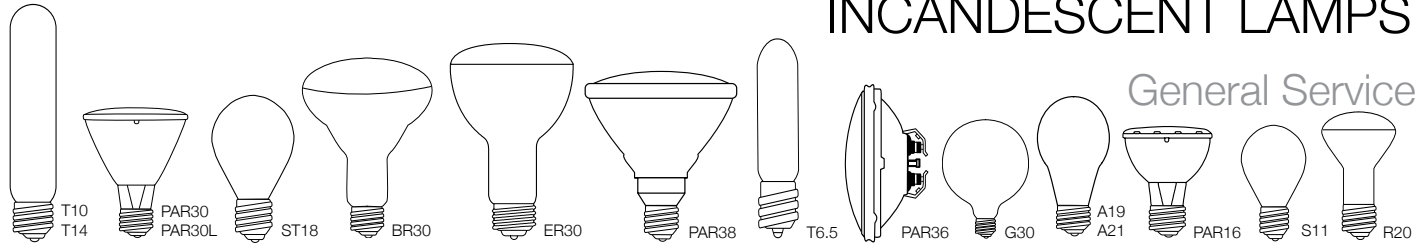


Bulb	Base	Product Number	Footnotes	Product Code	Description	Pkg. Qty.	Volts	Lumens	Avg. Life	Design Filament	MOL	Beam Spread
<b>39 WATT</b>												
PAR20	Med.	70343	\$,†,17	HP20NFL39/HX	Narrow Flood HaloXen®	1/15	120	530	2000	CC-8	3.23"	30°
		70354	\$,†,17	HP20NFL39/HX/130	Narrow Flood HaloXen®	1/15	130	530	2000	CC-8	3.23"	30°
PAR30	Med.	70347	\$,†,17	HP30FL39/HX	Flood HaloXen®	1/15	120	530	2000	CC-8	3.62"	30°
		70353	\$,†,17	HP30FL39/HX/130	Flood HaloXen®	1/15	130	530	2000	CC-8	3.62"	30°
PAR30L	Med.	70344	\$,†,17	HP30FL39L/HX	Flood HaloXen®	1/15	120	530	2000	CC-8	4.75"	36°
		70204	\$,†,17	HP30WFL39L/HX	Wide Flood HaloXen®	1/15	120	530	2000	CC-8	4.75"	50°
		70203	\$,†,17	HP30SP39L/HX	Spot HaloXen®	1/15	120	530	2000	CC-8	4.75"	15°
		70356	\$,†,17	HP30FL39L/HX/130	Flood HaloXen®	1/15	130	530	2000	CC-8	4.75"	36°
PAR38	Med.	70340	\$,†,17	HP38FL39/HX	Flood HaloXen®	1/15	120	530	2000	CC-8	5.31"	30°
		70404	\$,†,17	HP38SP39/HX	Spot HaloXen®	1/15	120	530	2000	CC-8	5.31"	10°
		70355	\$,†,17	HP38FL39/HX/130	Flood HaloXen®	1/15	130	530	2000	CC-8	5.31"	30°
<b>40 WATT</b>												
A15	Cand.	10005		A15CL40/E12	Clear	20/120	120	350	2000	C-9	3.50"	-
		10006	X	A15WH40/E12	White	20/120	120	310	2000	C-9	3.50"	-
	Med.	10009	X	A15CL40/E17	Clear	20/120	120	350	2000	C-9	3.50"	-
		6017		A15CL40	Clear	20/120	130	300	3000	C-9	3.50"	-
		90300		A15CL40/CSTF	Clear CoverShield® PFA	20/120	130	300	3000	C-9	3.50"	-
		6018		A15FR40	Frost	20/120	130	290	3000	C-9	3.50"	-
6146		A15RS40/CS	CoverShield®	20/120	130	-	1500	C-9	3.50"	-		
A19	Med.	103710	L, AI	A19CL40	Clear	120	130	340	1500	C-9	4.25"	-
		6324		A19CL40/5	Clear	120	130	320	5000	C-9	4.25"	-
		103702	L, AI	A19FR40	Frost	120	130	325	1500	C-9	4.25"	-
		6320		A19FR40/5	Frost	120	130	275	5000	C-9	4.25"	-
		6220		A19SW40/120	Soft White	120	120	300	1500	CC-6	4.25"	-
		8013		A19BG40	Yellow Bug	20/120	130	-	2000	C-9	4.25"	-
		101151	X	A19BLU40T	Transparent Blue	12/120	130	-	2000	C-9	4.25"	-
		101153	X	A19GRN40T	Transparent Green	12/120	130	-	2000	C-9	4.25"	-
		101155		A19RED40T	Transparent Red	12/120	130	-	2000	C-9	4.25"	-
		101125		A19RS40/CS	CoverShield®	20/120	130	-	2000	C-9	4.25"	-
6354	X	A19YEL40C	Ceramic Yellow	12/120	130	-	2000	C-9	4.25"	-		
A21	Med.	20002		A21ANT40	Antique Oil-Rubbed finish	6/48	120	130	3000	Quad Loop	5.00"	-
R14	Int.	9101		R14INT40	Flood	25/250	130	260	1500	CC-2V	2.64"	-
	Med.	9100		R14MED40	Flood	25/250	130	260	1500	CC-2V	2.64"	-
R16	Med.	9127		R16MED40	Flood	25/500	130	235	3000	C-9	3.66"	-
		129127		R16MED40/120	Flood	25/500	120	235	3000	C-9	3.66"	-
		104106		R16SP40	Spot	25/500	130	235	3000	CC-2V	3.66"	-

Ⓢ Means this lamp meets Federal Minimum Efficiency standards.  
Incandescent lamp symbols, footnotes and abbreviations are located on pages 151-153.

# INCANDESCENT LAMPS

## General Service

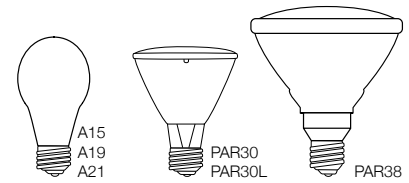


Bulb	Base	Product Number	Footnotes	Product Code	Description	Pkg. Qty.	Volts	Lumens	Avg. Life	Design Filament	MOL	Beam Spread
<b>40 WATT continued</b>												
T6.5	Int.	106111		T6.5CL40INT	Clear	25/500	130	350	2500	C-8	5.50"	-
T10	Med.	9014		T10CL40	Clear	25/200	130	280	2500	C-5V	5.00"	-
		9015		T10FR40	Frost	25/200	130	280	2500	C-5V	5.00"	-
		106228		T10CL40/CS	CoverShield®	25/200	130	-	-	C-5V	5.00"	-
G30	Med.	20004		G30ANT40	Antique Oil-Rubbed finish	50	120	140	3000	Squirrel Cage	5.13"	-
G40	Med.	20005		G40ANT40	Antique Oil-Rubbed finish	12	120	140	3000	Squirrel Cage	6.75"	-
S11	Int.	9050		S11N40	Clear High-Intensity	25/500	130	370	1500	CC-2V	2.48"	-
ST18	Med.	20006		ST18ANT40	Antique Oil-Rubbed finish	10/100	120	135	3000	Squirrel Cage	5.16"	-
T14	Med.	20007		T14ANT40	Antique Oil-Rubbed finish	10/100	120	135	3000	Squirrel Cage	4.25"	-
<b>43 WATT</b>												
A19	Med.	76006	ⓔ \$	A19CL43/H	Clear	12/120	120	750	1000	CC-8	4.25"	-
		76004	ⓔ \$	A19SW43/H	Soft White	12/120	120	750	1000	CC-8	4.25"	-
<b>45 WATT</b>												
PAR16	Med.	107502	N, \$,18	HP16NFL45	Narrow Flood Prism®	15	130	500	3000	CC-2V	3.07"	30°
R20	Med.	10100	6	R20FL45	Flood	10/100	130	450	3000	C-9	3.93"	-
<b>50 WATT</b>												
A19	Med.	101160	10	A19FR50/12V	Frost	12/240	12	580	1500	C-6	4.25"	-
		101123		A19RS50	Rough Service	20/120	130	580	2500	C-9	4.25"	-
BR30	Med.	104058	6	BR30FL50	Flood	24	130	300	5000	C-9	5.37"	-
ER30	Med.	9113	5,7	ER30FL50/P5	Flood Prism® Long Life Plus™	12/60	130	360	5000	C-9M	6.25"	-
PAR36	Screw Term.	107782	17	HP36NSP50/HX	Narrow Spot HaloXen®	1/12	12	910	5000	C-6	2.75"	12°
		107784	17	HP36VNSP50/HX	Very Narrow Spot HaloXen®	1/12	12	910	5000	C-6	2.75"	5°
		107786	17	HP36WFL50/HX	Wide Flood HaloXen®	1/12	12	910	5000	C-6	2.75"	32°
		65210	10	PAR36WFL50	Wide Flood	1/12	12	330	2000	C-6	2.75"	39x27
PAR38	Med.	70350	ⓔ †,17	HP38FL50/S/HX	Silver PAR Flood HaloXen®	1/15	120	920	1500	CC-8	5.31"	30°
R20	Med.	104200	6	R20AMB50	Amber	10/100	130	-	2500	C-9	3.93"	-
		9146	6	R20BLU50	Blue	10/100	130	-	2500	C-9	3.93"	-
		9150	6	R20DPNK50	Dawn Pink	10/100	130	-	2500	C-9	3.93"	-
		9141	6	R20GRN50	Green	10/100	130	-	2500	C-9	3.93"	-
		9108	6	R20PNK50	Pink	10/100	130	-	2500	C-9	3.93"	-
		9142	6	R20RED50	Red	10/100	130	-	2500	C-9	3.93"	-
		104016	6	R20FL50/CS	CoverShield®	10/100	130	-	2000	C-9	3.93"	-

ⓔ Means this lamp meets Federal Minimum Efficiency standards.  
Incandescent lamps symbols, footnotes and abbreviations are located on pages 151-153.

# INCANDESCENT LAMPS

## General Service



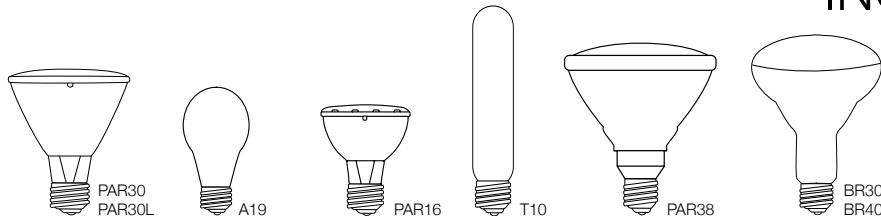
Bulb	Base	Product Number	Footnotes	Product Code	Description	Pkg. Qty.	Volts	Lumens	Avg. Life	Design Filament	MOL	Beam Spread
<b>50/100/150 WATT</b>												
A21	Med.	8010	1	A21SW3W150	Soft White 3-Way 50/100/150	12/60	130	560/ 1200/ 1760	2500	CC-8	5.25"	-
		101240	X,N,1	A21FR50/150/ND	Frost 3-Way 50/100/150 Neodymium PureLite®	12/60	120	380/ 1000/ 1380	5000	CC-8	5.25"	-
<b>53 WATT</b>												
A19	Med.	76007	Ⓔ \$	A19CL53/H	Clear	12/120	120	1050	1000	CC-8	4.25"	-
		76002	Ⓔ \$	A19SW53/H	Soft White	12/120	120	1050	1000	CC-8	4.25"	-
PAR30	Med.	70310	Ⓔ †,17	HP30FL53/XIR	Flood XIR®	1/15	120	1050	3500	CC-8	3.62"	30°
PAR30L	Med.	70311	Ⓔ †,17	HP30FL53L/XIR	Flood XIR®	1/15	120	930	3500	CC-8	4.75"	30°
PAR38	Med.	70312	Ⓔ †,17	HP38FL53/XIR	Flood XIR®	1/15	120	960	3500	CC-8	5.31"	25°
<b>54 WATT</b>												
A19	Med.	288584	\$	A19FR54/10	Frost Prism® Ultra Life®	20/120	130	450	10000	C-9M	4.25"	-
<b>60 WATT</b>												
A15	Cand.	10007		A15CL60/E12	Clear	20/120	120	530	2000	C-9	3.50"	-
		10008		A15WH60/E12	White	20/120	120	520	2000	C-9	3.50"	-
	Med.	6117		A15CL60	Clear	20/120	130	530	3000	C-9	3.50"	-
		126117		A15CL60/120	Clear	20/120	120	620	3000	C-9	3.50"	-
		101234	X, N	A15CL60/ND	Clear Neodymium PureLite®	10/50	120	530	5000	CC-9	3.50"	-
		6118		A15FR60	Frost	20/120	130	520	3000	C-9	3.50"	-
		6147		A15RS60/CS	CoverShield®	20/120	130	-	1500	C-9	3.50"	-
A19	Med.	103712	L, AI	A19CL60	Clear	120	130	620	1500	C-9	4.25"	-
		6225	L	A19CL60/120	Clear	120	120	590	1500	CC-6	4.25"	-
		6325	L	A19CL60/5	Clear	120	130	545	5000	C-9	4.25"	-
		103010	L	A19CL60/P10	Clear Prism® Ultra Life®	20/120	120	480	10000	C-9M	4.25"	-
		101242	N	A19CL60/ND	Clear Neodymium PureLite®	20/120	120	600	5000	CC-6	4.25"	-
		101180	3	A19CL60/SB	Clear Silver Bowl Prism®	12/120	130	-	2500	C-9	4.25"	-
		103704	L, AI	A19FR60	Frost	120	130	590	1500	C-9	4.25"	-
		6321	L	A19FR60/5	Frost	120	130	510	5000	C-9	4.25"	-
		103024	L	A19FR60/P10	Frost Prism® Ultra Life®	20/120	120	480	10000	C-9M	4.25"	-
		101194	N	A19FR60/ND	Frost Neodymium PureLite®	20/120	120	600	5000	CC-6	4.25"	-
		101184	3	A19FR60/SB	Inside Frost Silver Bowl Prism®	12/120	130	-	5000	C-9	4.25"	-
		6221	L	A19SW60/120	Soft White	120	120	530	1500	C-9	4.25"	-
		8011		A19BG60	Yellow Bug	20/120	130	-	2000	C-9	4.25"	-
		101196	X	A19GRO60	Plant Grow	12/120	120	480	2000	C-9	4.25"	-
		6352		A19RED60C	Ceramic Red	12/120	130	-	2000	C-9	4.25"	-

Ⓔ Means this lamp meets Federal Minimum Efficiency standards.  
Incandescent lamp symbols, footnotes and abbreviations are located on pages 151-153.



# INCANDESCENT LAMPS

## General Service

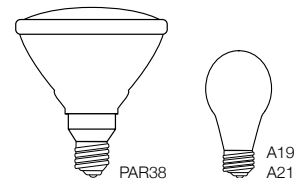


Bulb	Base	Product Number	Footnotes	Product Code	Description	Pkg. Qty.	Volts	Lumens	Avg. Life	Design Filament	MOL	Beam Spread
<b>60 WATT continued</b>												
<b>A19</b>	<b>Med.</b>	6151		<b>A19RS60</b>	Rough Service	20/120	130	780	2500	C-9	4.25"	-
		6141		<b>A19RS60/CS</b>	CoverShield®	20/120	130	-	2000	C-9	4.25"	-
		6356		<b>A19YEL60C</b>	Ceramic Yellow	12/120	130	-	2000	C-9	4.25"	-
<b>PAR16</b>	<b>Med.</b>	107616	N,\$,18	<b>HP16NFL60</b>	Narrow Flood Prism®	15	130	550	3000	CC-8	3.07"	30°
		107850	N,\$,18	<b>HP16NFL60/120</b>	Narrow Flood Prism®	15	120	550	3000	CC-8	3.07"	30°
		107504	N,\$,18	<b>HP16NSP60</b>	Narrow Spot Prism®	15	130	550	3000	CC-8	3.07"	10°
<b>T10</b>	<b>Med.</b>	9016		<b>T10CL60</b>	Clear	25/200	130	420	2500	C-5V	5.00"	-
		9017		<b>T10FR60</b>	Frost	25/200	130	420	2500	C-5V	5.00"	-
<b>PAR30</b>	<b>Med.</b>	70345	ⓔ + \$,17	<b>HP30FL60/S/HX</b>	Silver PAR Flood HaloXen®	1/15	120	1090	1500	CC-8	3.62"	30°
<b>PAR30L</b>	<b>Med.</b>	70342	ⓔ + \$,17	<b>HP30FL60L/S/HX</b>	Silver PAR Flood HaloXen®	1/15	120	1090	1500	CC-8	4.75"	36°
		70349	ⓔ + \$,17	<b>HP30WFL60L/S/HX</b>	Silver PAR Wide Flood HaloXen®	1/15	120	1090	1500	CC-8	4.75"	50°
		70348	ⓔ + \$,17	<b>HP30SP60L/S/HX</b>	Silver PAR Spot HaloXen®	1/15	120	1090	1500	CC-8	4.75"	15°
<b>PAR38</b>	<b>Med.</b>	70341	ⓔ + \$,17	<b>HP38FL60/S/HX</b>	Silver PAR Flood HaloXen®	1/15	120	1090	1500	CC-8	5.31"	30°
<b>65 WATT</b>												
<b>BR30</b>	<b>Med.</b>	104070	6	<b>BR30FL65</b>	Flood	24	130	580	5000	C-9	5.37"	-
		124070	6	<b>BR30FL65/120</b>	Flood	24	120	510	5000	C-9	5.37"	-
		75009	†,19	<b>BR30FL65/H</b>	Flood	24	120	750	2500	CC-8	5.37"	-
		103620	6	<b>BR30FL65/P5</b>	Flood Prism® Long Life Plus	24	130	480	5000	C-9M	5.37"	-
		103110	6	<b>BR30FL65/P10</b>	Flood Prism® Ultra Life®	24	120	420	10000	C-9M	5.37"	-
		103528	N,6	<b>BR30FL65/20</b>	Flood Prism® Ultra Life®	24	120	480	20000	C-9M	5.37"	-
		404014	6	<b>BR30SP65/5</b>	Spot	24	130	-	5000	C-9	5.37"	-
		404028	6	<b>BR30AMB65/5</b>	Amber Prism®	12/24	130	-	5000	C-9	5.37"	-
		404030	6	<b>BR30BLU65/5</b>	Blue Prism®	12/24	130	-	5000	C-9	5.37"	-
		404031	6	<b>BR30DPNK65/5</b>	Dawn Pink Prism®	12/24	130	-	5000	C-9	5.37"	-
		404039	6	<b>BR30GRN65/5</b>	Green Prism®	12/24	130	-	5000	C-9	5.37"	-
		404046	6	<b>BR30PNK65/5</b>	Pink Prism®	12/24	130	-	5000	C-9	5.37"	-
		404049	6	<b>BR30RED65/5</b>	Red Prism®	12/24	130	-	5000	C-9	5.37"	-
		404051	6	<b>BR30FL65/CS</b>	CoverShield® Prism®	1/24	130	-	5000	C-9	5.37"	-
		404053	6	<b>BR30YEL65/5</b>	Yellow Prism®	12/24	130	-	5000	C-9	5.37"	-
		<b>BR40</b>	<b>Med.</b>	404076	6	<b>BR40FL65/P5</b>	Flood Prism® Long Life Plus	24	130	550	5000	C-9M
75010	†,19			<b>BR40FL65/H</b>	Flood	24	120	750	2500	CC-8	6.56"	-
<b>68 WATT</b>												
<b>A19</b>	<b>Med.</b>	288580	11	<b>A19FR68/10</b>	Frost Prism® Ultra Life®	20/120	130	630	10000	C-9M	4.25"	-

ⓔ Means this lamp meets Federal Minimum Efficiency standards.  
Incandescent lamps symbols, footnotes and abbreviations are located on pages 151-153.

# INCANDESCENT LAMPS

## General Service

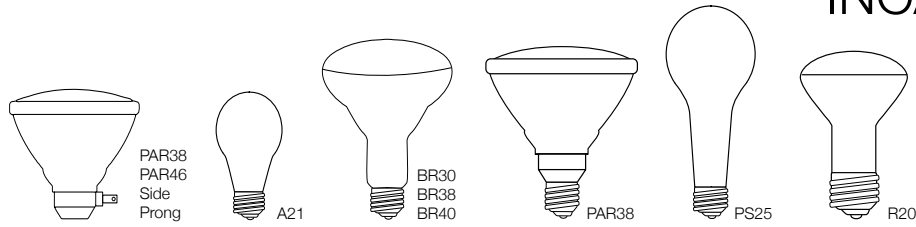


Bulb	Base	Product Number	Footnotes	Product Code	Description	Pkg. Qty.	Volts	Lumens	Avg. Life	Design Filament	MOL	Beam Spread
<b>70 WATT</b>												
PAR38	Med.	70346	Ⓔ† \$,17	HP38FL70/S/HX	Silver PAR Flood HaloXen®	1/15	120	1350	1500	CC-8	5.31"	30°
		70352	Ⓔ† \$,17	HP38SP70/S/HX	Silver PAR Spot HaloXen®	1/15	120	1350	1500	CC-8	5.31"	10°
<b>72 WATT</b>												
A19	Med.	76000	Ⓔ\$	A19CL72/H	Clear	12/120	120	1490	1000	CC-8	4.25"	-
		76003	Ⓔ\$	A19SW72/H	Soft White	12/120	120	1490	1000	CC-8	4.25"	-
<b>75 WATT</b>												
A19	Med.	103714	L, AI	A19CL75	Clear	120	130	860	1500	C-9	4.25"	-
		6326	L	A19CL75/5	Clear	120	130	700	5000	C-9	4.25"	-
		103706	L, AI	A19FR75	Frost	120	130	820	1500	C-9	4.25"	-
		6322	L	A19FR75/5	Frost	120	130	680	5000	C-9	4.25"	-
		6222	L	A19SW75/120	Soft White	120	120	780	1500	CC-6	4.25"	-
		6152		A19RS75	Rough Service	20/120	130	1100	2500	C-9	4.25"	-
		6142		A19RS75/CS	CoverShield®	20/120	130	-	2000	C-9	4.25"	-
A21	Med.	101248	N	A21FR75/ND	Frost Neodymium PureLite®	12/60	120	710	5000	CC-6	5.00"	-
<b>80 WATT</b>												
PAR38	Med.	70351	Ⓔ† \$,17	HP38FL80/S/HX	Silver PAR Flood HaloXen®	1/15	120	1580	1500	CC-8	5.31"	30°
<b>100 WATT</b>												
A19	Med.	6327	L	A19CL100/5	Clear	120	130	1000	5000	C-9	4.25"	-
		101182	3,8	A19CL100/SB	Clear Silver Bowl Prism®	12/120	130	830	5000	C-9	4.25"	-
		6323	L	A19FR100/5	Frost	120	130	980	5000	C-9	4.25"	-
		103028	L	A19FR100/P10	Frost Prism® Ultra Life®	20/120	120	870	10000	C-9M	4.25"	-
		6223	X	A19SW100/120	Soft White	120	120	1050	1500	CC-6	4.25"	-
		6153		A19RS100	Rough Service	20/120	130	1150	2500	C-9	4.25"	-
		6143		A19RS100/CS	CoverShield®	20/120	130	-	2500	C-9	4.25"	-
A21	Med.	101246	N	A21CL100/ND	Clear Neodymium PureLite®	12/60	120	1050	5000	CC-6	5.00"	-
		103576	X	A21FR100/P5	Frost Prism® Long Life Plus™	12/60	130	1050	5000	C-9M	5.00"	-
		101197	N	A21FR100/ND	Frost Neodymium PureLite®	12/60	120	1050	5000	CC-6	5.00"	-
		101190	3,8	A21FR100/SB	Inside Frost Silver Bowl Prism®	12/60	130	800	5000	C-9	5.00"	-
		6041		A21RS100/P5/CS	CoverShield® Prism®	12/60	130	-	5000	C-9M	5.00"	-

Ⓔ Means this lamp meets Federal Minimum Efficiency standards.  
Incandescent lamp symbols, footnotes and abbreviations are located on pages 151-153.

# INCANDESCENT LAMPS

## General Service

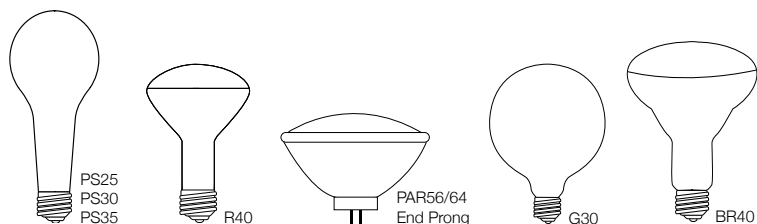


Bulb	Base	Product Number	Footnotes	Product Code	Description	Pkg. Qty.	Volts	Lumens	Avg. Life	Design Filament	MOL	Beam Spread
<b>100 WATT continued</b>												
BR30	Med.	104026	6,10	BR30CL100/12V	Clear Pool Lamp	12/24	12	1200	2000	C-6	5.37"	-
BR38	Med.	404112	9	BR38AMB100	Amber Flood	12/24	130	-	5000	C-9	5.50"	-
		404113	9	BR38BLU100	Blue Flood	12/24	130	-	5000	C-9	5.50"	-
		404114	9	BR38GRN100	Green Flood	12/24	130	-	5000	C-9	5.50"	-
		404116	9	BR38RED100	Red Flood	12/24	130	-	5000	C-9	5.50"	-
		404119	9	BR38YEL100	Yellow Flood	12/24	130	-	5000	C-9	5.50"	-
R20	Med.	104020	2,6,10	R20CL100/12V	Clear Pool Lamp	10/100	12	950	2000	C-6	3.55"	-
<b>100/200/300 WATT</b>												
PS25	Mog.	8005	1	PS25SW3W300	Soft White 3-Way 100/200/300 Prism®	12/60	120	1200/ 2600/ 3800	1200	CC-6	6.93"	-
<b>120 WATT</b>												
BR40	Med.	404065	6	BR40FL120/5/CS	CoverShield®	1/24	120	-	5000	C-9	6.56"	-
PAR38	Side Prong	65058	X,4,13	PAR38/3SP120	Spot	1/12	120	1370	2000	CC-6	4.30"	18°
		65059	X,4,13	PAR38/3FL120	Flood	1/12	120	1370	2000	CC-6	4.30"	30°
<b>125 WATT</b>												
BR40	Med.	204035	6,11	BR40CL125/1	Clear Infrared Prism®	12	120	-	6000	C-9	6.56"	-
<b>150 WATT</b>												
A21	Med	6043		A21RS150/P5/CS	CoverShield®	1/60	130	-	5000	C-9M	5.00"	-
PS25	Med.	401345	3	PS25CL150/P5/CS	CoverShield® Prism® Long Life Plus™	1/60	130	-	5000	C-9M	6.93"	-
		104012	X	R40GRO150	Plant Grow	12	120	-	5000	C-9	6.56"	-
<b>200 WATT</b>												
PAR46	Side Prong	65064	4,13	PAR46/3MFL200	Medium Flood	1/12	120	2270	2000	CC-13	4.00"	25x15
		65065	4,13	PAR46/3NSP200	Narrow Spot	1/12	120	2270	2000	CC-13	4.00"	12x8
PS25	Med.	401347	3	PS25CL200/P5/CS	CoverShield® Prism® Long Life Plus™	1/60	130	-	5000	C-9M	6.93"	-
<b>250 WATT</b>												
BR40	Med.	404068	6,11	BR40CL250/1	Clear Heat Prism®	12	120	-	5000	C-9	6.56"	-
		404066	6,11,16	BR40CL250/1/CSTF	Clear CoverShield® PFA Prism®	1/12	120	-	5000	C-9	6.56"	-
PAR38	Med.	15558		Q250PAR/FL	Flood Major	1/6	120	3600	4200	CC-8	5.31"	30°
		15526		Q250PAR/SP	Spot Major	1/6	120	3600	4200	CC-8	5.31"	10°
R40	Med.	104044	6,11	R40RED250/10	Red Heat Prism®	12	120	-	5000	C-9	6.56"	-
		404071	6,11,16	R40RED250/10/CSTF	Red CoverShield® PFA Prism®	1/12	120	-	5000	C-9	6.56"	-

Ⓔ Means this lamp meets Federal Minimum Efficiency standards.  
Incandescent lamps symbols, footnotes and abbreviations are located on pages 151-153.

# INCANDESCENT LAMPS

## General Service

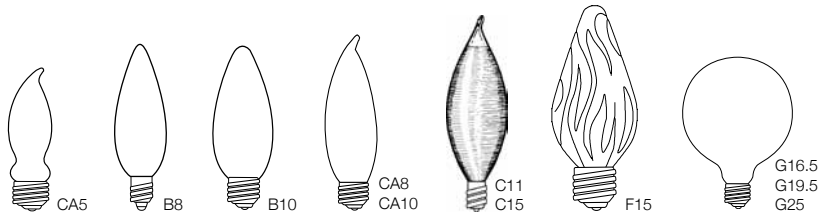


Bulb	Base	Product Number	Footnotes	Product Code	Description	Pkg. Qty.	Volts	Lumens	Avg. Life	Design Filament	MOL	Beam Spread
<b>300 WATT</b>												
PAR56	Mog. End Prong	65220	4,13	PAR56MFL300	Medium Flood	1/12	120	3840	2000	CC-13	5.00"	25x11
		65042	4,13	PAR56NSP300	Narrow Spot	1/12	120	3840	2000	CC-13	5.00"	10x8
		65230	4,13	PAR56WFL300	Wide Flood	1/12	120	3840	2000	CC-13	5.00"	35x20
	Screw Term.	65225	4,10,13	PAR56WFL300/12	Wide Flood	1/12	12	6000	1000	C-6	4.50"	35x20
PS25	Med.	401305		PS25CL300/P5	Clear Prism® Long Life Plus™	12/60	130	3600	5000	C-9M	6.93"	-
		401306		PS25FR300/P5	Frost Prism® Long Life Plus™	12/60	130	3600	5000	C-9M	6.93"	-
PS30	Med.	401308		PS30CL300/P5	Clear Prism® Long Life Plus™	12/60	130	3600	5000	C-9M	8.06"	-
		401310		PS30FR300/P5	Frost Prism® Long Life Plus™	12/60	130	3600	5000	C-9M	8.06"	-
PS35	Mog.	401316		PS35CL300/P5	Clear Prism® Long Life Plus™	6/24	130	3600	5000	C-9M	9.37"	-
		401318		PS35FR300/P5	Frost Prism® Long Life Plus™	6/24	130	3600	5000	C-9M	9.37"	-
R40	Med.	104040	5,7,10,12,14	R40FL300/12V	Flood Pool Lamp	12/24	12	3000	2000	C-6	6.56"	-
		104035	5,7,12,14	R40FL300/HG	Flood Hard Glass	12/24	130	3000	3000	C-6	6.56"	-
<b>375 WATT</b>												
R40	Med.	104048	6,7,11,14	R40CL375	Clear Infrared Prism®	12/24	120	-	5000	C-9	6.56"	-
		104050	6,7,11,14,16	R40CL375/CSTF	CoverShield® PFA Prism®	1/12	120	-	5000	C-9	6.56"	-
<b>400 WATT</b>												
G30	Med.	5508	15	400G/FL	Clear	1/100	120	6800	800	C-5	5.10"	-
R40	Med.	104038	5,12,14	R40FL400/HG	Flood Hard Glass	12/24	120	4150	2000	CC-9	6.56"	-
<b>500 WATT</b>												
PAR56	Mog. End Prong	843494	X 4,13	PAR56Q500NSP	Narrow Spot	1/6	120	8000	4000	CC-6	5.00"	13x8
PAR64	Mog. End Prong	839409	13	PAR64MFL500	Medium Flood Major	1/12	120	6500	2000	CC-13	6.00"	23x11
		14938	13	PAR64NSP500	Narrow Spot Major	1/12	120	6500	2000	CC-13	6.00"	12x7
R40	Med.	104042	5,12,14	R40FL500/HG	Flood Hard Glass	12/24	120	5400	2000	CC-9	6.56"	-
		821734	5,12,14	R40FL500/3FL	Flood Major	1/24	120	6500	2000	C-2V	7.25"	-

Ⓢ Means this lamp meets Federal Minimum Efficiency standards.  
Incandescent lamp symbols, footnotes and abbreviations are located on pages 151-153.

# INCANDESCENT LAMPS

## Decorative

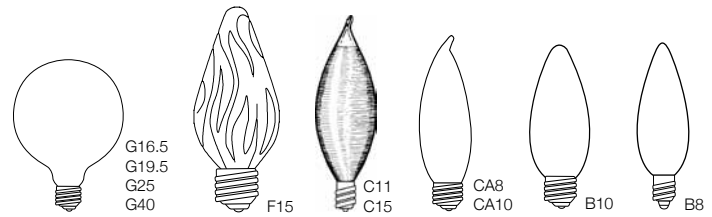


Bulb	Base	Product Number	Footnotes	Product Code	Description	Pkg. Qty.	Volts	Lumens	Avg. Life	Design Filament	MOL	Beam Spread
<b>3 WATT</b>												
CA5	Cand.	2502	2	CFTC3	Clear Flicker Flame	25/500	130	-	1500	-	2.88"	-
CA10	Cand.	2008	2	CFC3	Clear Flicker Flame	25/500	130	-	1500	-	4.12"	-
	Med.	2510	2	EFC3	Clear Flicker Flame	25/500	130	-	1500	-	4.12"	-
<b>7.5 WATT</b>												
CA5	Cand.	2005	2	CFTC7.5	Clear	50/1000	130	40	1500	C-7A	2.88"	-
CA8	Cand.	2000	2	CFCP7.5	Clear 25mm	25/500	130	35	2000	C-7A	3.58"	-
<b>15 WATT</b>												
B8	Cand.	1020	2	CTCP15	Clear 25mm	25/500	130	95	3000	C-7A	3.15"	-
B10	Cand.	1001	2	CTC15	Clear 32mm	25/500	130	95	3000	C-7A	3.87"	-
CA8	Cand.	2020	2	CFCP15	Clear 25mm	25/500	130	95	3000	C-7A	3.58"	-
CA10	Cand.	2001	2	CFC15	Clear 32mm	25/500	130	95	3000	C-7A	4.12"	-
G16.5	Cand.	4001	2	G16CL15	Clear	25/500	130	95	3000	C-7A	3.00"	-
		4015	2	G16WH15	White	25/500	130	80	3000	C-7A	3.00"	-
<b>25 WATT</b>												
B8	Cand.	1021	2	CTCP25	Clear 25mm	25/500	130	220	3000	CC-2V	3.15"	-
B10	Cand.	1003	2	CTC25	Clear 32mm	25/500	130	220	3000	CC-2V	3.87"	-
		101280	X,N,2	CTC25/ND	Clear Neodymium PureLite®	10/50	120	140	5000	CC-2V	3.87"	-
		100192	2	CTF25	Frost 32mm	25/500	130	220	3000	CC-2V	3.87"	-
E14		121023		CTC25/E14	Clear 32mm	25/500	120	220	3000	CC-2V	3.87"	-
	Med.	1012	2	ETC25	Clear 32mm	25/500	130	220	3000	CC-2V	3.87"	-
		1013	2	ETF25	Frost 32mm	25/500	130	220	3000	CC-2V	3.87"	-
CA8	Cand.	2021	2	CFCP25	Clear 25mm	25/500	130	220	3000	CC-2V	3.58"	-
CA10	Cand.	2003	2	CFC25	Clear 32mm	25/500	130	220	3000	CC-2V	4.12"	-
		2040	2,10	CFC25/12V	Clear 32mm	25/500	12	200	2000	C-6	4.12"	-
		2004	2	CFF25	Frost 32mm	25/500	130	220	3000	CC-2V	4.12"	-
	Med.	2012	2	EFC25	Clear 32mm	25/500	130	220	3000	CC-2V	4.12"	-
		2013	2	EFF25	Frost 32mm	25/500	130	220	3000	CC-2V	4.12"	-
C11	Cand.	100210	2	C11SG25	Clear Spun Glow	25/500	130	-	1500	CC-2V	4.02"	-
C15	Med.	100214	2	C15SG25	Clear Spun Glow	25/500	130	-	1500	CC-2V	4.49"	-
F15	Med.	3001	2	F15CL25	Clear	25/250	130	140	3000	C-9	4.50"	-
		3003	2	F15AMB25	Amber	25/250	130	-	3000	C-9	4.50"	-
G16.5	Cand.	4002	2	G16CL25	Clear	25/500	130	220	3000	CC-2V	3.00"	-
		101270	X,N,2	G16CL25/ND	Clear Neodymium PureLite®	10/50	120	140	5000	CC-2V	3.00"	-
		4016	2	G16WH25	White	25/500	130	170	3000	CC-2V	3.00"	-
G25	Med.	5001		G25CL25	Clear	10/100	130	150	3500	C-9	4.50"	-
		5002		G25WH25	White	10/100	130	140	3500	C-9	4.50"	-

Ⓔ Means this lamp meets Federal Minimum Efficiency standards.  
Incandescent lamps symbols, footnotes and abbreviations are located on pages 151-153.

# INCANDESCENT LAMPS

## Decorative

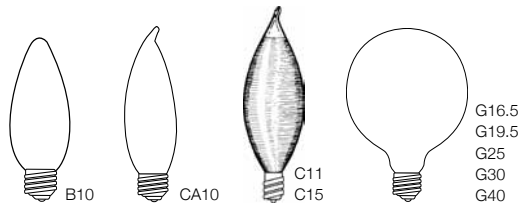


Bulb	Base	Product Number	Footnotes	Product Code	Description	Pkg. Qty.	Volts	Lumens	Avg. Life	Design Filament	MOL	Beam Spread
<b>40 WATT</b>												
<b>B8</b>	<b>Cand.</b>	1023	2	<b>CTCP40</b>	Clear 25mm	25/500	130	370	3000	CC-2V	3.15"	-
<b>B10</b>	<b>Cand.</b>	1006	2	<b>CTC40</b>	Clear 32mm	25/500	130	370	3000	CC-2V	3.87"	-
		1007	2	<b>CTF40</b>	Frost 32mm	25/500	130	370	3000	CC-2V	3.87"	-
	<b>E14</b>	121025	X, 2	<b>CTC40/E14</b>	Clear 32mm	25/500	130	370	3000	CC-2V	3.87"	-
	<b>Med.</b>	1015	2	<b>ETC40</b>	Clear 32mm	25/500	130	370	3000	CC-2V	3.87"	-
		102148	2	<b>ETC40/CS</b>	Clear CoverShield®	25/500	130	-	3000	CC-2V	3.87"	-
1016		2	<b>ETF40</b>	Frost 32mm	25/500	130	370	3000	CC-2V	3.87"	-	
<b>CA8</b>	<b>Cand.</b>	2023	2	<b>CFCP40</b>	Clear 25mm	25/500	130	370	3000	CC-2V	3.58"	-
<b>CA10</b>	<b>Cand.</b>	2006	2	<b>CFC40</b>	Clear 32mm	25/500	130	370	3000	CC-2V	4.12"	-
		2007	2	<b>CFF40</b>	Frost 32mm	25/500	130	370	3000	CC-2V	4.12"	-
	<b>Med.</b>	2015	2	<b>EFC40</b>	Clear 32mm	25/500	130	370	3000	CC-2V	4.12"	-
		2016	2	<b>EFF40</b>	Frost 32mm	25/500	130	370	3000	CC-2V	4.12"	-
<b>C11</b>	<b>Cand.</b>	100212	2	<b>C11SG40</b>	Clear Spun Glow	25/500	130	-	1500	CC-2V	4.02"	-
<b>C15</b>	<b>Med.</b>	100216	2	<b>C15SG40</b>	Clear Spun Glow	25/500	130	-	1500	CC-2V	4.49"	-
		100224	X, 2	<b>C15SG40/AMB</b>	Amber Spun Glow	25/500	130	-	2000	C-9	4.49"	-
<b>F15</b>	<b>Med.</b>	3004	2	<b>F15CL40</b>	Clear	25/250	130	300	3000	C-9	4.50"	-
		3006	2	<b>F15AMB40</b>	Amber	25/250	130	-	3000	C-9	4.50"	-
<b>G16.5</b>	<b>Cand.</b>	4003	2	<b>G16CL40</b>	Clear	25/500	130	370	3000	CC-2V	3.00"	-
		4017	2	<b>G16WH40</b>	White	25/500	130	320	3000	CC-2V	3.00"	-
<b>G19.5</b>	<b>Med.</b>	104504	X, 2	<b>G19WH40</b>	White	25/500	130	340	2000	C-9	3.50"	-
<b>G25</b>	<b>Med.</b>	5003		<b>G25CL40</b>	Clear	10/100	130	300	3500	C-9	4.50"	-
		125003		<b>G25CL40/120</b>	Clear	10/100	120	300	3500	C-9	4.50"	-
		102380		<b>G25CL40/SB</b>	Clear Silver Bowl Prism®	10/100	130	-	3500	C-9	4.50"	-
		5004		<b>G25WH40</b>	White	10/100	130	270	3500	C-9	4.50"	-
		125004	X	<b>G25WH40/120</b>	White	10/100	120	280	3500	C-9	4.50"	-
<b>G40</b>	<b>Med.</b>	5203		<b>G40CL40</b>	Clear	6/24	130	260	5000	C-9	6.93"	-
		5202		<b>G40WH40</b>	White	6/24	130	240	5000	C-9	6.93"	-

Ⓢ Means this lamp meets Federal Minimum Efficiency standards.  
Incandescent lamps symbols, footnotes and abbreviations are located on pages 151-153.

# INCANDESCENT LAMPS

## Decorative



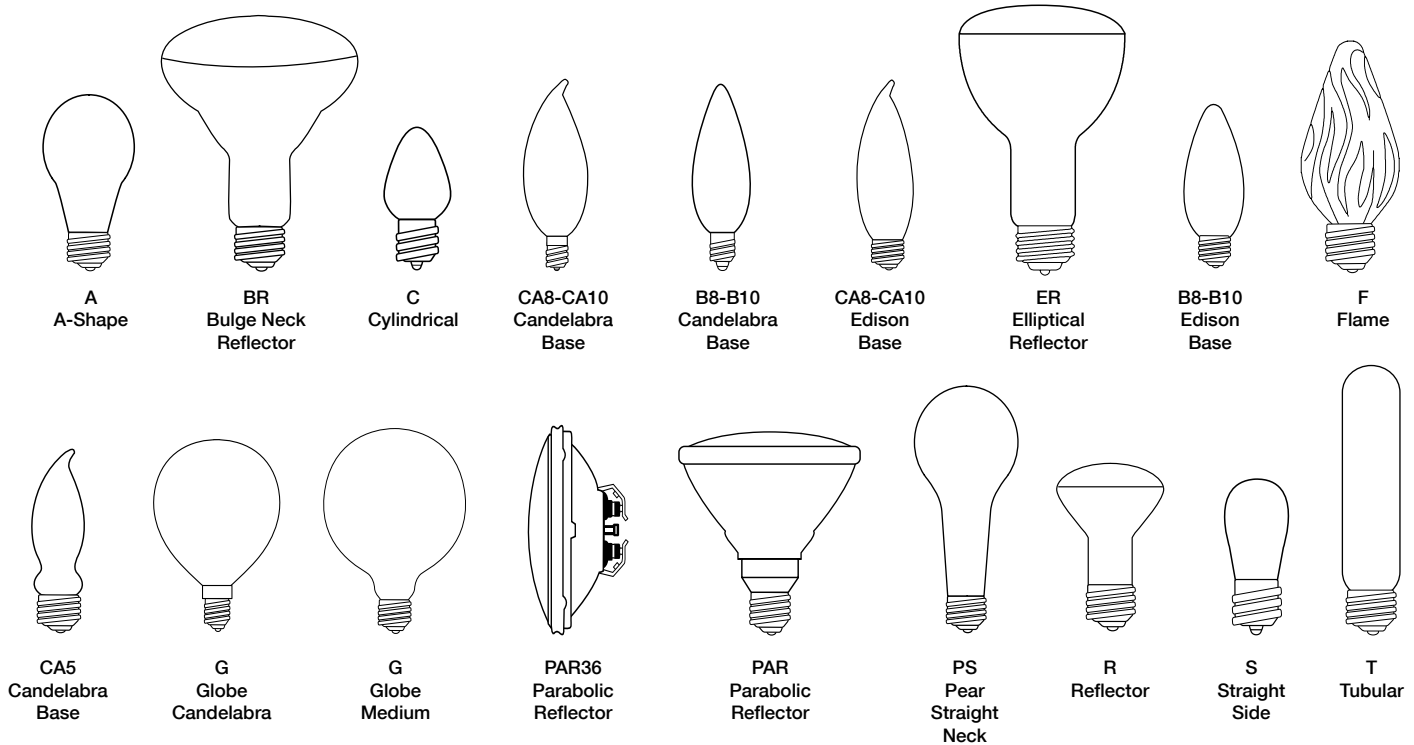
Bulb	Base	Product Number	Footnotes	Product Code	Description	Pkg. Qty.	Volts	Lumens	Avg. Life	Design Filament	MOL	Beam Spread
<b>60 WATT</b>												
<b>B10</b>	<b>Cand.</b>	1009	2	<b>CTC60</b>	Clear 32mm	25/500	130	650	3000	CC-2V	3.87"	-
		101284	X,N,2	<b>CTC60/ND</b>	Clear Neodymium PureLite®	10/50	120	500	5000	CC-2V	3.87"	-
		1010	2	<b>CTF60</b>	Frost 32mm	25/500	130	640	3000	CC-2V	3.87"	-
	<b>E14</b>	121027	X	<b>CTC60/E14</b>	Clear 32mm	25/500	120	650	3000	CC-2V	3.87"	-
	<b>Med.</b>	1018	2	<b>ETC60</b>	Clear 32mm	25/500	130	650	3000	CC-2V	3.87"	-
		102146	2	<b>ETC60/CS</b>	Clear CoverShield®	25/500	130	-	3000	CC-2V	3.87"	-
1019		2	<b>ETF60</b>	Frost 32mm	25/500	130	640	3000	CC-2V	3.87"	-	
<b>CA10</b>	<b>Cand.</b>	2009	2	<b>CFC60</b>	Clear 32mm	25/500	130	650	3000	CC-2V	4.12"	-
		2010	2	<b>CFF60</b>	Frost 32mm	25/500	130	640	3000	CC-2V	4.12"	-
	<b>Med.</b>	2018	2	<b>EFC60</b>	Clear 32mm	25/500	130	650	3000	CC-2V	4.12"	-
		2019	2	<b>EFF60</b>	Frost 32mm	25/500	130	640	3000	CC-2V	4.12"	-
<b>C11</b>	<b>Cand.</b>	100213	2	<b>C11SG60</b>	Clear Spun Glow	25/500	130	-	1500	CC-2V	4.02"	-
		100228	X	<b>C11SG60/AMB</b>	Amber Spun Glow	25/500	130	-	2000	CC-2V	4.02"	-
<b>C15</b>	<b>Med.</b>	100218	2	<b>C15SG60</b>	Clear Spun Glow	25/500	130	-	1500	CC-2V	4.49"	-
		100226	X	<b>C15SG60/AMB</b>	Amber Spun Glow	25/500	130	-	2000	C-9	4.49"	-
<b>G16.5</b>	<b>Cand.</b>	4004	2	<b>G16CL60</b>	Clear	25/500	130	650	3000	CC-2V	3.00"	-
		4018	2	<b>G16WH60</b>	White	25/500	130	560	3000	CC-2V	3.00"	-
<b>G19.5</b>	<b>Med.</b>	104506	2	<b>G19WH60</b>	White	25/500	130	550	1500	C-9	3.50"	-
<b>G25</b>	<b>Med.</b>	5005		<b>G25CL60</b>	Clear	10/100	130	550	3500	C-9	4.50"	-
		102382		<b>G25CL60/SB</b>	Clear Silver Bowl	10/100	130	-	3500	C-9	4.50"	-
		5006		<b>G25WH60</b>	White	10/100	130	480	3500	C-9	4.50"	-
<b>G30</b>	<b>Med.</b>	5506		<b>G30WH60</b>	White	10/100	130	480	5000	C-9	5.00"	-
<b>G40</b>	<b>Med.</b>	5205		<b>G40CL60</b>	Clear	6/24	130	520	5000	C-9	6.93"	-
		5204		<b>G40WH60</b>	White	6/24	130	450	5000	C-9	6.93"	-
<b>100 WATT</b>												
<b>G25</b>	<b>Med.</b>	5007		<b>G25CL100</b>	Clear	10/100	130	1100	3500	C-9	4.50"	-
<b>G40</b>	<b>Med.</b>	5207		<b>G40CL100</b>	Clear	6/24	130	1100	5000	C-9	6.93"	-
		5206		<b>G40WH100</b>	White	6/24	130	950	5000	C-9	6.93"	-

Ⓔ Means this lamp meets Federal Minimum Efficiency standards.  
Incandescent lamps symbols, footnotes and abbreviations are located on pages 151-153.

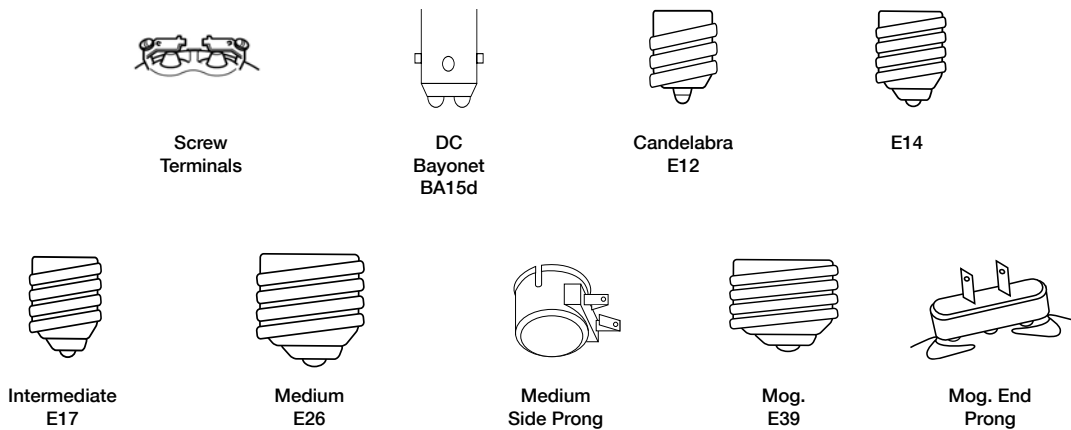
# INCANDESCENT LAMPS

## Bulb, Base and Filament Identification Guide

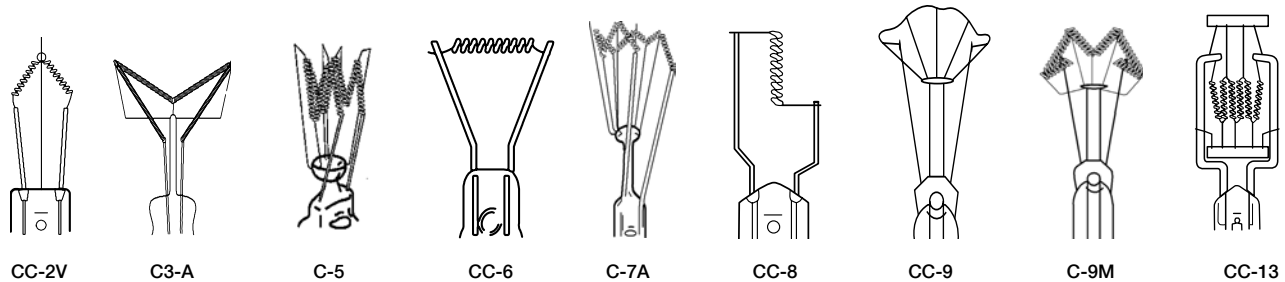
### Bulb Shapes



### Base Types



### Filament Designations



CC indicates coiled-coil filament.



# INCANDESCENT LAMPS

## Symbols, Footnotes and Abbreviations

### SYMBOLS

†	New product introduced within the past year.
<b>Al</b>	Aluminum base.
<b>N</b>	Nickel-plated brass base.
△	Heat-resistant glass.
\$	Energy saving product.
ⓔ	This lamp meets Federal Minimum Efficiency standards.
<b>X</b>	Product will be discontinued when inventory is depleted.
<b>L</b>	Legislated lamp will not be manufactured after January 1, 2014.

### FOOTNOTES

<b>1</b>	Operate base down.
<b>2</b>	Operate base down to horizontal.
<b>3</b>	Operate base up.
<b>4</b>	This lamp should be shielded from moisture to prevent breakage.
<b>5</b>	May not give satisfactory performance if accessory equipment is attached to or touches bulb.
<b>6</b>	Do not allow hot bulb to come in contact with liquid or metal parts of the fixture, as glass may shatter. Do not use outdoors or operate near flammable materials. Operate in heat-resistant sockets.
<b>7</b>	Do not use in equipment where base temperature will exceed 500°F.
<b>8</b>	Use only in equipment specially designed to maintain bulb and base temperatures within safe limits.
<b>9</b>	May be used for indoor and outdoor applications.
<b>10</b>	Use only in circuits supplying the voltage indicated on the lamp. Not for use in household sockets.
<b>11</b>	CAUTION: Do not operate near flammable material. Operate only in heat-resistant sockets. WARNING: Use with care. May cause serious burns. The unattended use of infrared heat by children or incapacitated persons is dangerous. Do not place closer than 18" to surface area. Do not use for therapeutic applications unless recommended by a physician. For food warming, use only lamps with heat-resistant glass and/or heat-resistant coating.
<b>12</b>	Although this bulb is made of heat-resistant glass, it may break if moisture falls on it. Not recommended for use in enclosed and/or close-fitting housing.
<b>13</b>	Use only with heat-resistant connector and with lamp supported by bulb rim.
<b>14</b>	Operate only in porcelain sockets.
<b>15</b>	Unsatisfactory operation if operated in positions between horizontal and base up, particularly between 45° from base up and base down.
<b>16</b>	Do not operate in aviaries or around fowl or small animals.
<b>17</b>	See Halogen footnotes 1, 2 and 7 on page 131.
<b>18</b>	See Halogen footnotes 1, 7 and 8 on page 131.
<b>19</b>	See Halogen footnotes 1 and 7 on page 131.

# INCANDESCENT LAMPS

## Symbols, Footnotes and Abbreviations

### ABBREVIATIONS

<b>/1</b>	Suffix used to indicate a Clear Faceted Infrared lamp.
<b>3W</b>	Code abbreviation for Three Way lamps.
<b>/5</b>	Suffix used to indicate 5,000 hour lamps.
<b>/10</b>	Suffix used to indicate Red-Faced Heat lamps.
<b>/12V</b>	Suffix used to indicate 12 Volt lamps.
<b>/20</b>	Suffix used to indicate Prism® UltraLife® 20,000 hour lamps.
<b>/39</b>	Suffix used to indicate 39 Watt HaloXen® PAR lamps.
<b>/120</b>	Suffix used to indicate 120 Volt lamps.
<b>/130</b>	Suffix used to indicate 130 Volt HaloXen® PAR lamps.
<b>/145V</b>	Suffix used to indicate 145 Volt lamps.
<b>/1750</b>	Suffix used to indicate lamps that produce 1750 lumens.
<b>/CAN</b>	Suffix used to indicate lamps with Candelabra (E12) base.
<b>/E12</b>	Suffix used to indicate lamps with an E12 (candleabra) base.
<b>/E14</b>	Suffix used to indicate lamps with an E14 base.
<b>/E17</b>	Suffix used to indicate lamps with an E17 (intermediate) base.
<b>/E26</b>	Suffix used to indicate lamps with an E26 (medium) base.
<b>AMB</b>	Code abbreviation for lamps with an Amber finish.
<b>BG</b>	Code abbreviation for Bug Light lamps.
<b>BLU</b>	Code abbreviation for lamps with a Blue finish.
<b>C</b>	Code abbreviation for lamps with a Ceramic color finish.
<b>CL</b>	Code abbreviation for lamps with a Clear finish.
<b>/CS</b>	Suffix used to indicate CoverShield® safety coated lamps.
<b>/CSTF</b>	Suffix used to indicate CoverShield® PFA safety coated lamps.
<b>DC</b>	Code abbreviation for lamps with a Double Contact Bayonet base (BA15d).
<b>DPNK</b>	Code abbreviation for lamps with a Dawn Pink finish.
<b>FL</b>	Code abbreviation for Flood lamps.
<b>FR</b>	Code abbreviation for lamps with a Frost finish.
<b>GRN</b>	Code abbreviation for lamps with a Green finish.
<b>GRO</b>	Code abbreviation for Plant Grow lamps.
<b>/HG</b>	Suffix used to indicate Hard Glass lamps.
<b>HP</b>	Code abbreviation for Halogen PAR lamps.

# INCANDESCENT LAMPS

## Symbols, Footnotes and Abbreviations

### ABBREVIATIONS

<b>/HX</b>	Suffix used to indicate HaloXen® lamps.
<b>INT</b>	Code abbreviation for lamps with an Intermediate (E17) base.
<b>L</b>	Code abbreviation for Long Neck Halogen PAR30 lamps.
<b>/M</b>	Suffix used to indicate Major brand lamps (GE, Philips, Osram/Sylvania).
<b>MED</b>	Code abbreviation for lamps with a Medium (E26/27) base.
<b>MFL</b>	Code abbreviation for Medium Flood lamps.
<b>N</b>	Code abbreviation for High-Intensity lamps.
<b>/ND</b>	Suffix used to indicate PureLite® Natural Daylight lamps.
<b>NFL</b>	Code abbreviation for Narrow Flood lamps.
<b>/NL</b>	Suffix used to indicate Night Light.
<b>NSP</b>	Code abbreviation for Narrow Spot lamps.
<b>ORG</b>	Code abbreviation for lamps with an Orange finish.
<b>/P5</b>	Suffix used to indicate Prism® Long Life Plus® 5,000 Hour staggered support C-9M filament lamps.
<b>/P10</b>	Suffix used to indicate Prism® Ultra Life® 10,000 Hour staggered support C-9M filament lamps.
<b>PNK</b>	Code abbreviation for lamps with a Pink finish.
<b>PUR</b>	Code abbreviation for lamps with a Purple finish.
<b>Q</b>	Code abbreviation for Quartz Halogen lamps.
<b>RED</b>	Code abbreviation for lamps with a Red finish.
<b>RS</b>	Code abbreviation for Rough Service lamps.
<b>/S</b>	Code abbreviation for HaloXen® Silver PAR lamps.
<b>/SB</b>	Suffix used to indicate Silver Bowl.
<b>SG</b>	Code abbreviation for Spun Glow decorative lamps.
<b>SP</b>	Code abbreviation for Spot lamps.
<b>SW</b>	Code abbreviation for lamps with a Soft White finish.
<b>/T</b>	Suffix used for colored Incandescent lamps with a Transparent finish.
<b>VNSP</b>	Code abbreviation for Very Narrow Spot lamps.
<b>VWFL</b>	Code abbreviation for Very Wide Flood lamps.
<b>WFL</b>	Code abbreviation for Wide Flood lamps.
<b>WH</b>	Code abbreviation for lamps with a White finish.
<b>XIR</b>	Suffix used to indicate Halogen Infrared lamps.
<b>YEL</b>	Code abbreviation for lamps with a Yellow finish.