



LED LUMINAIRES

Halco Round High Bay - RHB Series



DLC Premium



UL Rated



Title 24



RoHS Compliant



5 Year Warranty



IP65 Rated



Certified to ANSI/NSF 2

Halco's Round High Bay – RHB Series combines premium performance with sleek design making it the appropriate solution for industrial and commercial applications. The Round High Bay – RHB Series is the ideal choice for retrofits and energy savings, delivering exceptional efficacy, ease of installation, and ultra long life. The Round High Bay Series has an innovative integrated heat sink and is designed to perform in high ambient temperatures. With a variety of options available, customers can meet rebate, utility, and energy code requirements with ease.



DLC Premium

Compact, Light Weight Housing

Housing Design to aid in Heat Dissipation

Innovative ADC12 Aluminum Die-Casting

High Ambient Operating Temperature

Multiple Lumen Packages

Applications:

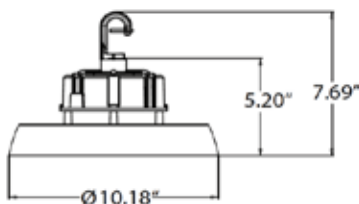
- Retail and Big Box Stores
- Showrooms
- Gymnasiums
- Warehouses
- Manufacturing Facilities



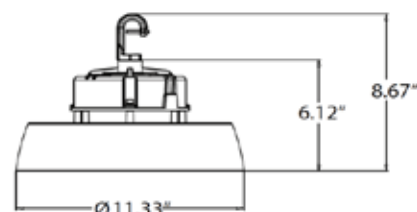
Contact Your Customer Care Specialist For Pricing, Orders And Technical Support.
800.677.3334 www.halcolighting.com

Halco Round High Bay - RHB Series

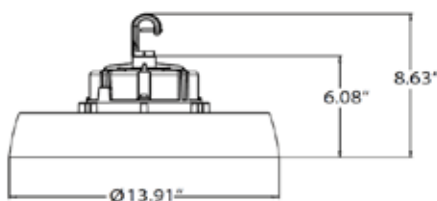
Product #: _____ Type: _____
 Project: _____ Date: _____
 Comments: _____ Initials: _____



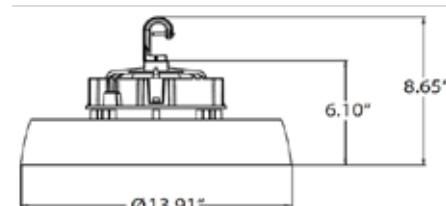
100W



150W



200W



240W

Performance

- Multiple lumen packages available ranging from +12,000 through +32,000
- Leds are rated for greater than 100,000 hour life with calculated lumen maintenance >70% (l70) at 25°C.
- 0-10V dimmable driver standard available in 120-277v
- -40° To +55°C ambient operating temperature
- Power factor > 0.9
- 6Kv surge protection

Design

- Compact, lightweight design to optimize ease of shipping and installation
- Customizable beam angle options
- Sleek fin design to aid heat dissipation

Construction

- Innovative ADC12 aluminum die-casting heat sink
- 1/2" NPT steel hook standard
- 6ft - 18/3 SJTW 3c shielded power feed cord included standard (power and control wires)-(power and control wires)

Environment

- IP65 rated
- UL wet location listed
- Rohs compliant
- Meets FCC part 15, subpart b, class a standards for conducted and radiated emissions
- ANSI/NSF 2

Certification

- All luminaires are built to UL 1598 standards, and bear appropriate cULus labels for wet location
- DLC® (designlights consortium) premium qualified - see www.Designlights.Org
- IP65
- Tested and Certified under ETL Sanitation for ANSI/NSF2 Standards

Ordering Information

Example: RHB150/110U/50									
Family	Wattage	/	Distribution	Voltage*	/	CCT	BBU	Cord Set*	Controls*
RHB= Round High Bay	100=100W 150=150W 200=200W 240=240W		110=110 Degrees	U=120-277V		40=4000K 50=5000K"	(Omit)=None EM=Battery Backup	(Omit)=None C1= 6' 120V Cord & L5-15P Plug C2=6' 277V Cord & L7-15P Plug	(Omit)=None MS=B-Level Motion Sensor

Halco Round High Bay - RHB Series

Product #: _____ Type: _____

Project: _____ Date: _____

Comments: _____ Initials: _____

Specification Table

Rated Wattage	100	150	200	240
Energy Savings	250W MH replacement equating to 60% energy savings	400W MH replacement equating 66% energy savings	600W MH replacement equating to 70% energy savings	750W PSMH replacement equating to 70% energy savings
Power Factor	> 0.9			
L70 Lifetime*	>100,000 hrs			
Input Voltage	120-277VAC			
Total Harmonic Distortion (THD)	< 15			
Surge Protection	6kV surge suppression protection tested in accordance with IEEE/ANSI C62.41.2			
Optical Distribution	110			
Mounting Options	1/2" NPT steel hook standard			
CCT	4000K & 5000K available			
Warranty	Halco Standard 5 Year, 10 Year Available			
Finish	Matte Black			
Wet	IP65 and UL Wet Listing			
DLC	DLC Premium			
Weight (lbs)	5.7	8	9.9	10.9

*Useful Life is defined as the point in time at which the lamp will maintain at least 70% of its initial lumens. The lamp will continue to operate past this point at decreased light levels. **347-480V Drivers are Field-Installable. Please See Accessory Table for 347-480V Driver Ordering Information. ***IP rated as "dust tight" and protected against water projected from a nozzle. May not be compatible with all dimming systems, dimming performance may vary by system.

Warranty – Commercial / Industrial: This product is warranted for 5 years from the date of purchase. ** Check the latest update at www.DesignLights.org for listed product catalog numbers. Not all versions are listed.

Scaled Performance Data

Rated Wattage	Scaled THD	Power Factor	4000K		5000K	
			Scaled Lumens	Scaled Efficacy	Scaled Lumens	Scaled Efficacy
100W	11.55	0.9	12968	130	13195	132
150W	10.67	0.9	19744	132	20101	134
200W	8.41	0.9	26588	133	27038	135
240W	14.18	0.9	30673	128	31576	132

Accessory Ordering Information

Accessory Type	Product Number	Product Code	Product Description
Aluminum Reflector	RHB100/RFRALU/90D/S	10262	ROUND HIGH BAY 100W; 90 DEGREE, ALUMINUM REFLECTOR, SILVER
Aluminum Reflector	RHB150/RFRALU/90D/S	10263	ROUND HIGH BAY 150W; 90 DEGREE, ALUMINUM REFLECTOR, SILVER
Aluminum Reflector	RHB200240/RFRALU/90D/S	10264	ROUND HIGH BAY 200W/240W; 90 DEGREE, ALUMINUM REFLECTOR, SILVER
Poly Carbonate Reflector	RHB100/RFRPC/90D	10265	ROUND HIGH BAY 100W; 90 DEGREE, POLY CARBONATE REFLECTOR
Poly Carbonate Reflector	RHB150/RFRPC/90D	10266	ROUND HIGH BAY 150W; 90 DEGREE, POLY CARBONATE REFLECTOR
Poly Carbonate Reflector	RHB200240/RFRPC/90D	10267	ROUND HIGH BAY 200W/240W; 90 DEGREE, POLY CARBONATE REFLECTOR
Wire Guard	RHB100/WG	10268	ROUND HIGH BAY 100W; WIRE GUARD
Wire Guard	RHB150/WG	10269	ROUND HIGH BAY 150W; WIRE GUARD
Wire Guard	RHB200240/WG	10270	ROUND HIGH BAY 200W/240W; WIRE GUARD
Motion Sensor Kit	RHB/MSKIT	10271	MOTION SENSOR; 12V MICROWAVE SENSOR KIT
Motion Sensor Remote	RM/MH10	28050	REMOTE CONTROL PROGRAMMER MC079D
Battery Backup	RHB/BBU/40W	20280	EMERGENCY BATTERY BACKUP, UL LISTED, 40W DRIVER

Mounting Sold Separately. Refer to the product specification sheet for detailed information.

*Useful Life is defined as the point in time at which the lamp will maintain at least 70% of its initial lumens. The lamp will continue to operate past this point at decreased light levels.

** Check the latest update at www.DesignLights.org for listed product catalog numbers. Not all versions are listed.

Warranty – Commercial / Industrial: This product is warranted for 5 years from the date of purchase.

Standard Stock Items

Ordering Code	Product Number	Product Description
RHB100/110U/40	10253	ROUND HIGH BAY; 100 WATT, 110 BEAM ANGLE, 120-277V, 4000K
RHB100/110U/50	10254	ROUND HIGH BAY; 100 WATT, 110 BEAM ANGLE, 120-277V, 5000K
RHB150/110U/40	10255	ROUND HIGH BAY; 150 WATT, 110 BEAM ANGLE, 120-277V, 4000K
RHB150/110U/50	10256	ROUND HIGH BAY; 150 WATT, 110 BEAM ANGLE, 120-277V, 5000K
RHB200/110U/40	10257	ROUND HIGH BAY; 200 WATT, 110 BEAM ANGLE, 120-277V, 4000K
RHB200/110U/50	10258	ROUND HIGH BAY; 200 WATT, 110 BEAM ANGLE, 120-277V, 5000K
RHB240/110U/40	10259	ROUND HIGH BAY; 240 WATT, 110 BEAM ANGLE, 120-277V, 4000K
RHB240/110U/50	10260	ROUND HIGH BAY; 240 WATT, 110 BEAM ANGLE, 120-277V, 5000K

Halco Round High Bay - RHB Series

Product #: _____ Type: _____
 Project: _____ Date: _____
 Comments: _____ Initials: _____

ISO Footcandle Plots

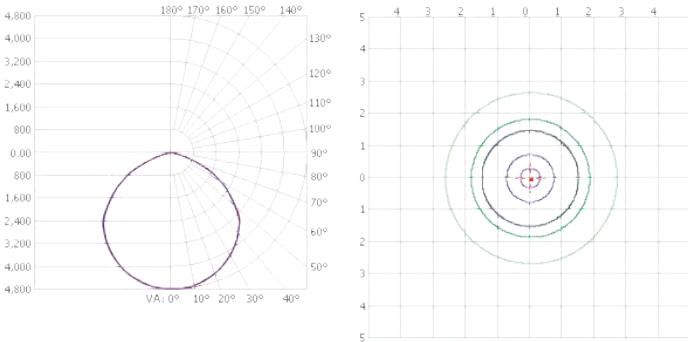
Each gridline represents the mounting height shown. The grid scale is based on the mounting height.

For mounting heights other than noted, use the below formula.

$$\text{Factor} = \frac{\text{Chart's Mtg. Height}}{\text{Actual Mtg. Height}}$$

- LEGEND**
- 0.25 fc
 - 0.5 fc
 - 1 fc
 - 2 fc
 - 5 fc

100 WATT 20ft Mounting Height TYPE II



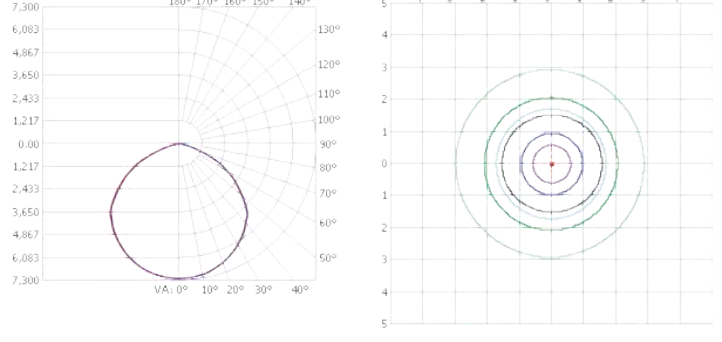
ZONAL LUMEN SUMMARY

ZONE	LUMENS	% LUMINAIRE
0-30	3,762.7	29%
0-40	6,217.2	47.9%
0-60	11,017.0	85%
60-90	1,914.3	14.8%
70-100	479.0	3.7%
90-120	7.5	0.1%
0-90	12,931.3	99.7%
90-180	35.3	0.3%
0-180	12,966.6	100%

LUMENS PER ZONE

ZONE	LUMENS	% TOTAL	ZONE	LUMENS	% TOTAL
0-10	453.6	3.5%	0-8	0.8	0%
10-20	1,307.1	10.1%	100-110	2.2	0%
20-30	2,002.0	15.4%	110-120	4.5	0%
30-40	2,454.4	18.9%	120-130	5.9	0%
40-50	2,586.9	20.0%	130-140	6.2	0%
50-60	2,212.9	17.1%	140-150	5.9	0%
60-70	1,436.1	11.1%	150-160	5.0	0%
70-80	452.8	3.5%	160-170	3.3	0%
80-90	25.4	0.2%	170-180	1.4	0%

150 WATT 20ft Mounting Height TYPE II



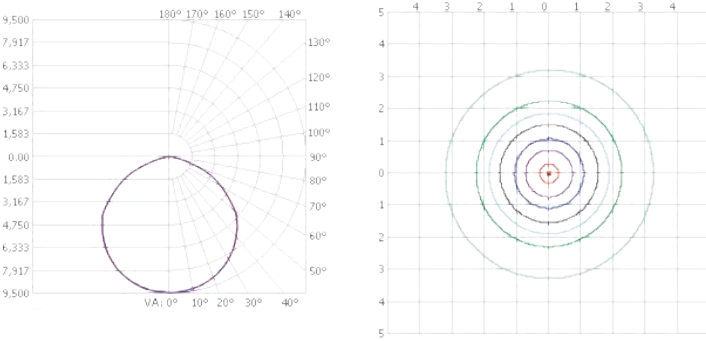
ZONAL LUMEN SUMMARY

ZONE	LUMENS	% LUMINAIRE
0-30	5,672.4	28.7%
0-40	9,387.5	47.6%
0-60	16,704.7	84.6%
60-90	2,975.0	15.1%
70-100	757.1	3.8%
90-120	17.0	0.1%
0-90	19,679.7	99.7%
90-180	62.2	0.3%
0-180	19,742.0	100%

LUMENS PER ZONE

ZONE	LUMENS	% TOTAL	ZONE	LUMENS	% TOTAL
0-10	682.1	3.5%	90-100	2.5	0%
10-20	1,969.9	10.0%	100-110	5.3	0%
20-30	3,020.4	15.3%	110-120	9.3	0%
30-40	3,715.0	18.8%	120-130	10.5	0.1%
40-50	3,933.7	19.9%	130-140	10.8	0.1%
50-60	3,383.6	17.1%	140-150	9.6	0%
60-70	2,220.3	11.2%	150-160	7.6	0%
70-80	714.1	3.6%	160-170	4.8	0%
80-90	40.6	0.2%	170-180	1.9	0%

200 WATT 20ft Mounting Height TYPE II



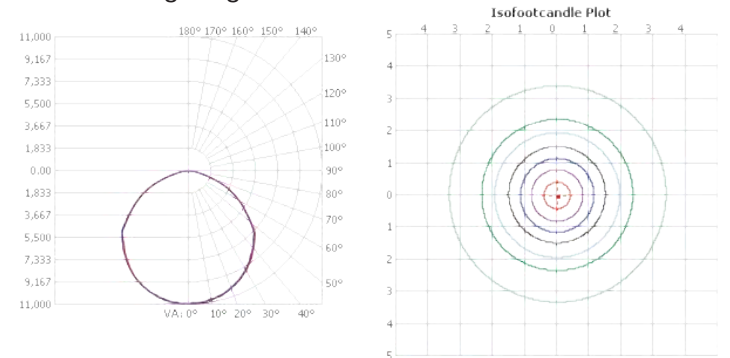
ZONAL LUMEN SUMMARY

ZONE	LUMENS	% LUMINAIRE
0-30	7,436.2	28%
0-40	12,277.3	46.2%
0-60	21,905.8	82.4%
60-90	4,594.2	17.3%
70-100	1,401.9	5.3%
90-120	26.1	0.1%
0-90	26,500.0	99.7%
90-180	85.4	0.3%
0-180	26,585.4	100%

LUMENS PER ZONE

ZONE	LUMENS	% TOTAL	ZONE	LUMENS	% TOTAL
0-10	894.4	3.4%	90-100	4.6	0%
10-20	2,582.8	9.7%	100-110	8.5	0%
20-30	3,959.0	14.9%	110-120	13.0	0%
30-40	4,841.0	18.2%	120-130	13.9	0.1%
40-50	5,120.1	19.3%	130-140	14.2	0.1%
50-60	4,508.5	17.0%	140-150	12.7	0%
60-70	3,196.9	12.0%	150-160	9.9	0%
70-80	1,272.9	4.8%	160-170	6.2	0%
80-90	124.4	0.5%	170-180	2.4	0%

240 WATT 20ft Mounting Height TYPE II



ZONAL LUMEN SUMMARY

ZONE	LUMENS	% LUMINAIRE
0-30	8,594.2	28%
0-40	14,157.2	46.2%
0-60	25,184.5	82.1%
60-90	5,429.2	17.7%
70-100	1,744.8	5.7%
90-120	15.9	0.1%
0-90	30,613.8	99.8%
90-180	56.5	0.2%
0-180	30,670.3	100%

LUMENS PER ZONE

ZONE	LUMENS	% TOTAL	ZONE	LUMENS	% TOTAL
0-10	1,036.8	3.4%	90-100	1.8	0%
10-20	2,988.1	9.7%	100-110	5.1	0%
20-30	4,569.3	14.9%	110-120	9.1	0%
30-40	5,563.0	18.1%	120-130	8.9	0%
40-50	5,896.4	19.2%	130-140	9.0	0%
50-60	5,130.9	16.7%	140-150	8.7	0%
60-70	3,686.2	12.0%	150-160	7.1	0%
70-80	1,555.2	5.1%	160-170	4.9	0%
80-90	187.8	0.6%	170-180	2.0	0%