



KTLD-100-UV-PS2300-42-VDIM-LM2

CONSTANT CURRENT LED DRIVER

DESCRIPTION

LED Driver | 100W | 120-277V Input | 2000, 2100, 2200, or 2300mA Output



Class P



TOTAL POWER: 100W
INPUT VOLTAGE: 120~277Vac ± 10%
INPUT FREQUENCY: 50/60 Hz
OUTPUT CURRENT: 2000, 2100, 2200, or 2300mA
DIMMING: 0-10V
WARRANTY: 5 Years



ELECTRICAL SPECIFICATIONS

Input Voltage Range	120~277Vac ± 10%
Frequency	50/60 Hz
Power Factor	> 0.9 under 120~277Vac input with 80~100% load condition (For All Output Currents)
Inrush Current	30A @ 120V
Max. Input Current	1.03A @ 120V, 0.53A @ 240V AND 0.46A @ 277V
THD	< 20% under 120~277Vac input with 80~100% load condition (For All Output Currents)
Load Regulation	± 2%
Line Regulation	± 2%
Output Tolerance	± 5% at Full Load Condition
Turn-On Delay Time	< 0.5s at Full Load Condition
Overshoot	< 10% at Full Load Condition
No Load Power Consumption	< 2W
Ripple & Noise (pk-pk)	< 10%
Withstand Voltage	Input to output, 2,800Vdc, 2mA
Surge Rating	2.5KV for Combination Wave / Ring Wave
Leakage Current	Maximum 0.5mA at 277Vac, 60Hz input
Protection	<ul style="list-style-type: none"> • Over Voltage Protection: Hiccup mode. Protection will trigger when load voltage exceeds specified output voltage and will auto recover after the fault mode is removed. • Over Current Protection: Hiccup mode. Protection will trigger when load current exceeds specified output current and will auto recover after the fault mode is removed. • Short Circuit Protection: Hiccup mode. Protection will trigger when short circuited and will auto recover after the fault mode is removed.

PRODUCT SPECIFICATIONS

Catalog Number	Max. Output Power	Nominal Wattage	Output Current	Output Voltage	OCV	Typical Efficiency at 120V	Typical Efficiency at 240V	Typical Efficiency at 277V	Remote Mounting Distance (#18 AWG)	Class 2	
										US	Canada
KTLD-100-UV-PS2300-42-VDIM-LM2	100W	97W	2000mA	20-42V	60V	85%	87%	88%	16 ft	✓	✓
			2100mA								
			2200mA								
			2300mA								

ENVIRONMENTAL SPECIFICATIONS

Operating Temperature	-40°C/-40°F to 60°C/140°F
Storage Temperature	-40°C/-40°F to 85°C/185°F
Humidity	5% to 95%
MTBF	255,000 hours at 40°C ambient (~70°C Case Temp)
Life Rating	85,000 hours at 120Vac input, 100% load and 60°C case temp
Maximum Case Temperature	90°/194°F

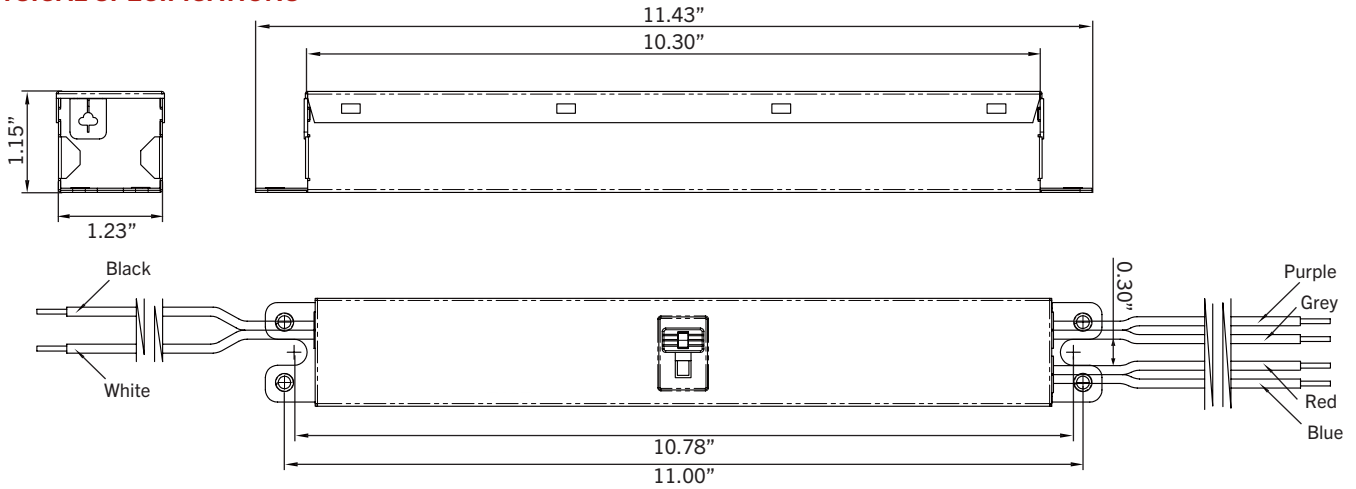
SAFETY AND EMC COMPLIANCE

UL/cUL	UL 8750, Class P, Type HL
CE	EN61347-1, EN61347-2-13
FCC, 47CFR Part 15	ANSI C63.4:2009 Class B (Consumer Limit)
EN61000-3-2	Harmonic Current Emissions Class C

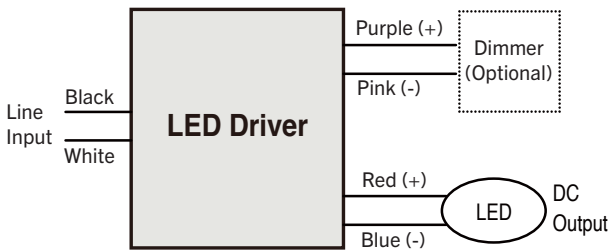
KTLD-100-UV-PS2300-42-VDIM-LM2

CONSTANT CURRENT LED DRIVER

PHYSICAL SPECIFICATIONS



WIRING DIAGRAM

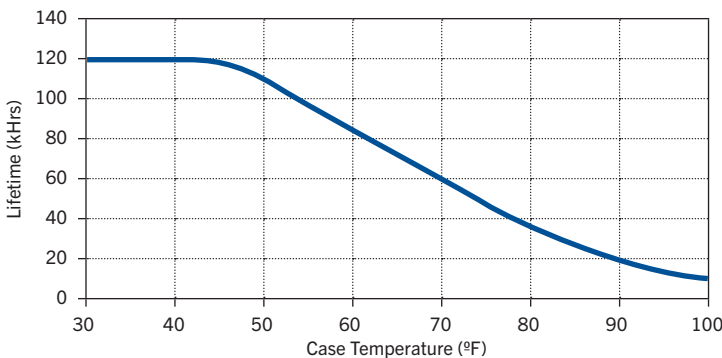


WIRING SPECIFICATIONS

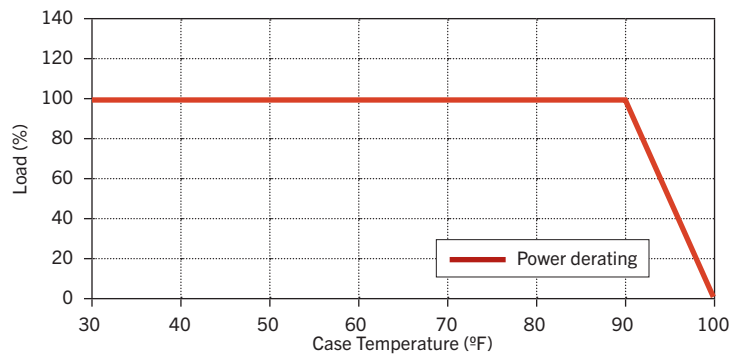
INPUT	12", UL 1316 #18AWG (Black and White)
OUTPUT	12", UL 1316 #18AWG (Red and Blue)
DIMMING	12", UL 1316/1430 #22AWG (Purple and Pink)

PERFORMANCE SPECIFICATIONS

LIFETIME VS CASE TEMPERATURE



POWER DERATING VS CASE TEMPERATURE

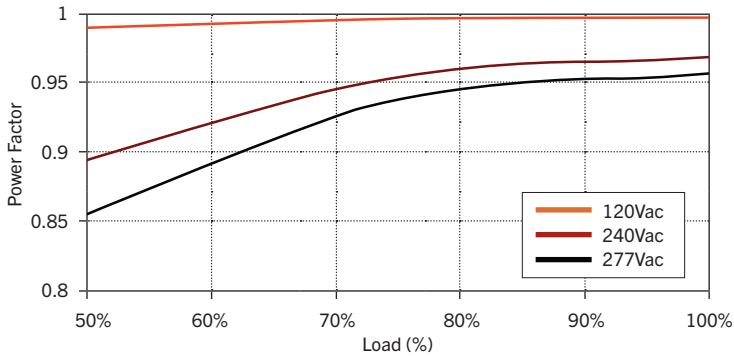




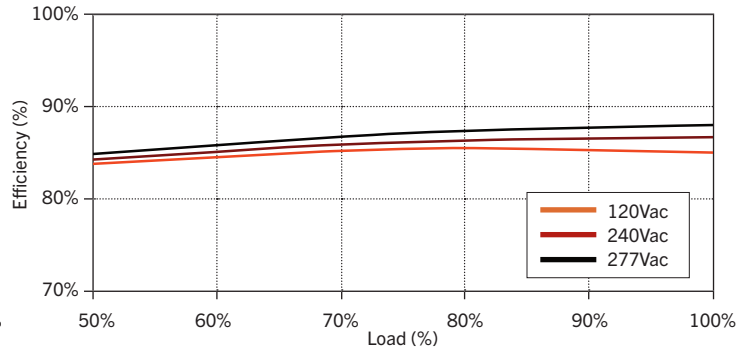
KTLD-100-UV-PS2300-42-VDIM-LM2

CONSTANT CURRENT LED DRIVER

POWER FACTOR VS LOAD



EFFICIENCY VS LOAD



ORDERING INFORMATION

CATALOG NUMBER	PACK QTY.	EASY CODE	UPC
KTLD-100-UV-PS2300-42-VDIM-LM2	32	XFZ-81	843654134383

PACKAGING SPECIFICATIONS

1.1lb. (0.5kg) / unit; 32pcs / carton; 1440pcs / pallet	
Carton Size	5.7 x 11.4 x 14in (360 x 290 x 145mm)
Carton Weight	35.2lb. (16 kg)
Case Material	Metal

CATALOG NUMBER BREAKDOWN

KTLD-100-UV-PS2300-42-VDIM-LM2

1

2

3

4

5

6

7

8

- 1 Keystone Technologies LED Driver
- 2 Max. Output Wattage
- 3 120-277V Input
- 4 Power Select Series
- 5 Max. Output Current
- 6 Max. Output Voltage
- 7 0-10V Dimming
- 8 Case Style