




LINEAR MODULES

KTLM-11L-280-24-8XX /G2 HIGH OUTPUT LINEAR MODULES

DESCRIPTION

MODULE TYPE: Linear
MAX MODULE POWER: 6.4W
MAX DRIVE CURRENT: 280mA
COLOR RENDERING INDEX (CRI): >80
RECOMMENDED WIRING: Parallel Connection
WARRANTY: 5 Years



PRODUCT FEATURES

- Slim Low Profile Led Modules for Linear Lighting Applications
- For Use in Class 2 Lighting Systems
- Highly Reflective White Soldermask
- (2 sets) Low Profile Connectors per Module
- UL Recognized Components
- Aluminum Substrate
- 3-Step MacAdam Color Binning
- 80 CRI modules have a nominal 1100 lumens/foot
- Reported L70 >= 54,000 hours @ < 85°C/185°F
- Calculated L70 >= 100,000 hours @ < 85°C/185°F
- Maximum Board Temperature at Tc Point: 85°C/185°F

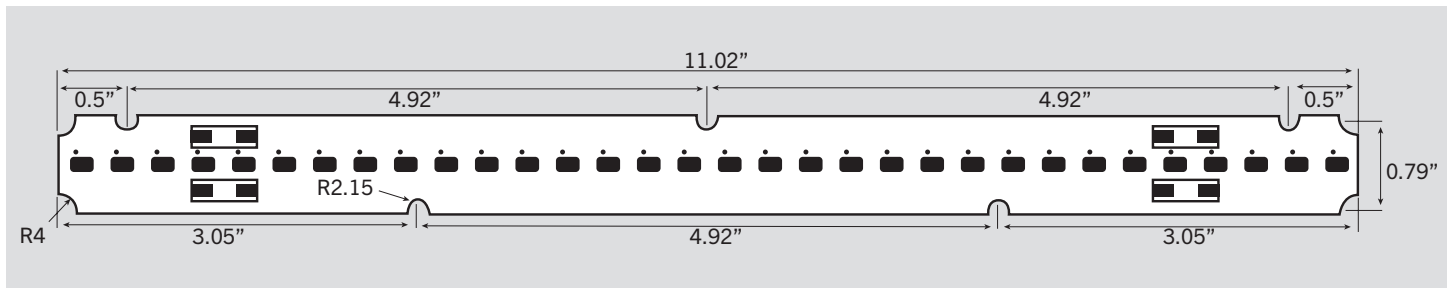
PERFORMANCE SPECIFICATIONS

Drive Current (mA)	Volts	Watts	3000K		3500K		4000K		5000K	
			Flux	Efficacy	Flux	Efficacy	Flux	Efficacy	Flux	Efficacy
280	22.73	6.36	1050	165	1098	173	1106	174	1120	176
270	22.67	6.12	1016	166	1062	174	1070	175	1083	177
260	22.62	5.88	983	167	1027	175	1035	176	1047	178
250	22.57	5.64	949	168	991	176	999	177	1011	179
240	22.51	5.40	915	169	955	177	962	178	974	180
230	22.46	5.17	881	170	919	178	926	179	937	181
220	22.41	4.93	846	172	882	179	889	180	899	182
210	22.35	4.69	811	173	845	180	851	181	862	184
200	22.29	4.46	775	174	808	181	814	183	824	185
190	22.24	4.23	739	175	771	182	776	184	785	186
180	22.17	3.99	703	176	732	183	738	185	746	187
170	22.11	3.76	667	177	694	185	697	186	708	188
160	22.04	3.53	630	179	653	185	659	187	668	190
150	21.98	3.30	592	179	615	187	620	188	629	191
150	21.98	3.30	592	179	615	187	620	188	629	191

Circuit Layout	
No. of LED's in Series	No. of LED's in Parallel
8	4

*Nominal Values Shown. Actual values may vary based on tolerance and ambient temperature.

PRODUCT SPECIFICATIONS

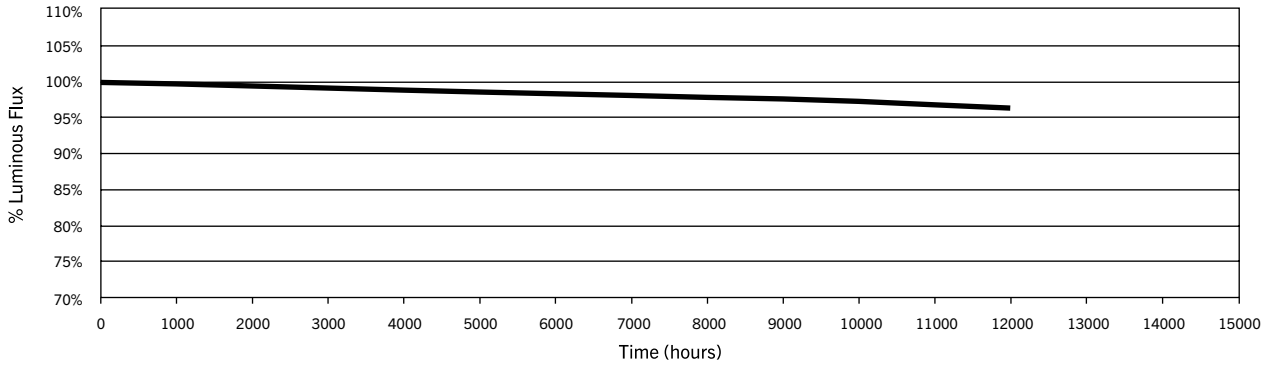




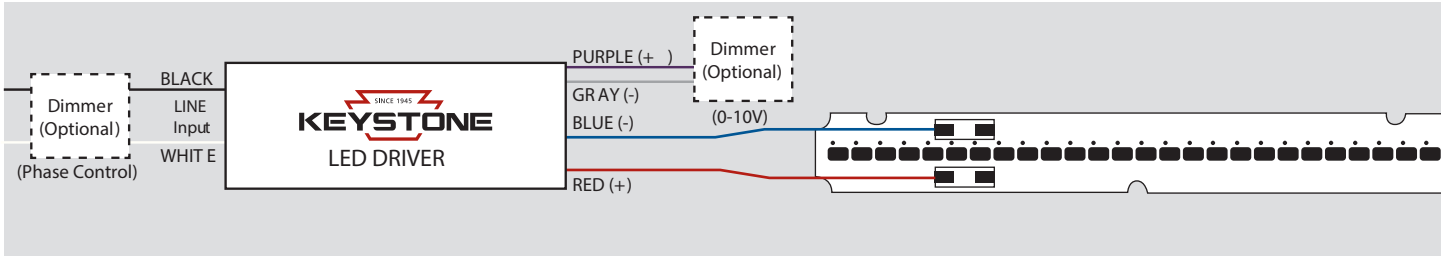
LINEAR MODULES

KTLM-11L-280-24-8XX /G2 HIGH OUTPUT LINEAR MODULES

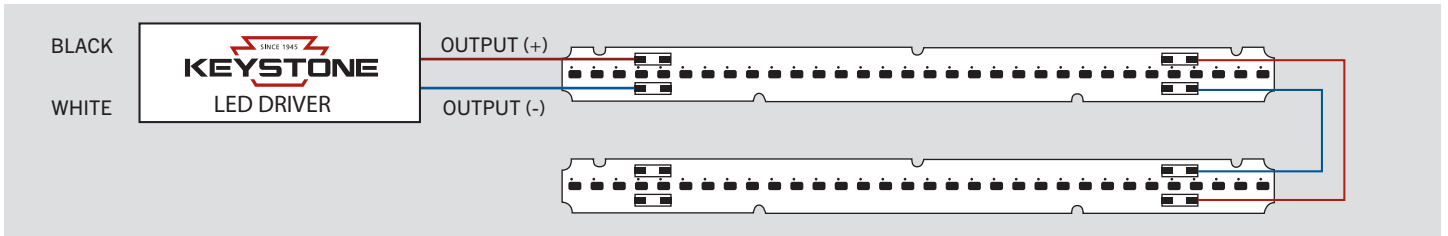
AVERAGE LUMEN MAINTENANCE VS. TIME



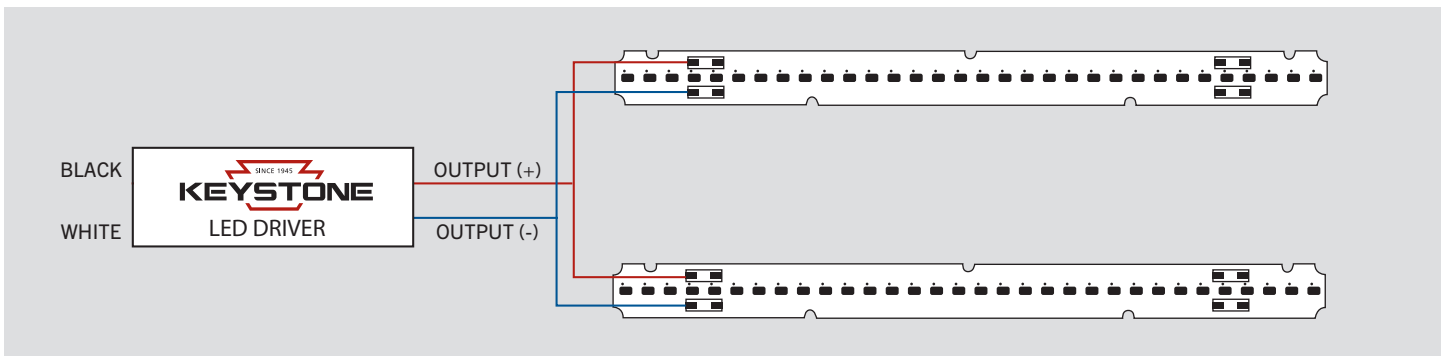
WIRING DIAGRAM (SINGLE MODULE)



WIRING DIAGRAM (PARALLEL OPTION 1)



WIRING DIAGRAM (PARALLEL OPTION 2)



* Not to exceed a total of 8' total length for end-to-end parallel connections and not to exceed 2A input into any one connector.
 * Wiring Above assumes parallel wiring, please contact Keystone for assistance if other wiring configurations are required



LINEAR MODULES

KTLM-11L-280-24-8XX /G2 HIGH OUTPUT LINEAR MODULES

ORDERING INFORMATION

Order Code	Pack Quantity	UPC	Easy Code
KTLM-11L-280-24-830 /G2	1	843654150383	XPR-15
KTLM-11L-280-24-835 /G2	1	843654150390	PRK-31
KTLM-11L-280-24-840 /G2	1	843654150406	RAP-67
KTLM-11L-280-24-850 /G2	1	843654150413	GWP-91

CATALOG NUMBER BREAKDOWN

KTLM-11L-280-24-8XX /G2

1

2

3

4

5

6

7

- 1 Keystone Technologies LED Module
- 2 Nominal Length
- 3 Max. Drive Current
- 4 Nominal Forward Voltage
- 5 80 CRI
- 6 Color Temperature
- 7 2nd Generation