



# KT-LED12T8-36GC-850-D

## T8 LED LAMP

### DESCRIPTION

12W T8 LED | 5000K | >83 CRI | High Efficiency



<b>LAMP TYPE:</b> Linear
<b>BULB TYPE:</b> T8 LED
<b>BASE TYPE:</b> G13 (Medium Bi-Pin)
<b>WATTAGE:</b> 12W
<b>COLOR TEMPERATURE:</b> 5000K
<b>COLOR RENDERING INDEX (CRI):</b> >83
<b>WARRANTY:</b> 5 Years



### PRODUCT FEATURES

- Replacement for Conventional Fluorescent Lamp
- 50,000+ Hour Lifetime
- Environmentally Friendly: No Mercury Used
- Instant Startup
- Frosted Lens Eliminates Pixelation
- UL Classified
- Operating Temperature: -20°C/-4°F to 45°C/113°F
- Integral Driver (Isolated), Eliminates the Need for External Driver or Ballast
- 100+ Lumens per Watt
- Improved Lamp Durability with Shatterproof Coated Glass

### OPERATING SPECIFICATIONS

#### ELECTRICAL CHARACTERISTICS

Input Voltage	Power Consumption	Power Factor	Input Current
120-277Vac	12W	>0.9	0.108A @ 120V 0.043A @ 277V

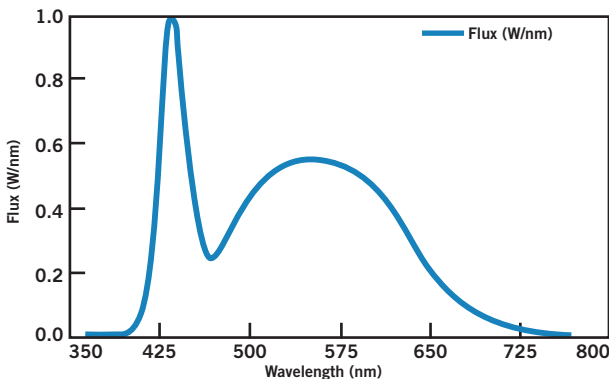
#### PHOTOMETRIC CHARACTERISTICS

Color Temperature (CCT)	5000K
Luminous Flux	1550 lm
Color Rendering Index (CRI)	>83
Efficacy	129 lm/W
Beam Angle	240°
Visible Light Area	325°

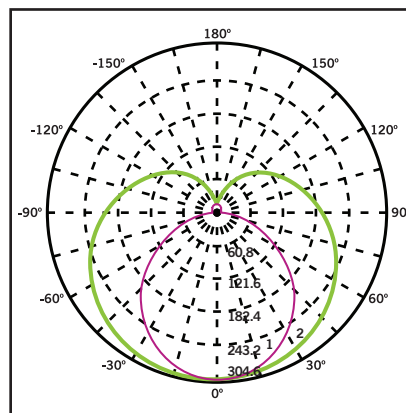
#### RATED LIFE

L70 (Hours)	50,000
-------------	--------

#### SPECTRAL DISTRIBUTION



#### POLAR CANDELA DISTRIBUTION



Maximum Candela = 1248.55  
Located at Horizontal Angle = 0,  
Vertical Angle 0

1. Violet Vertical Plane through Horizontal Angles (90-270)
2. Green Vertical Plane through Horizontal Angles (0-180)

NOTE: Values representative of lamp performance manufactured with date code 1801 and newer.



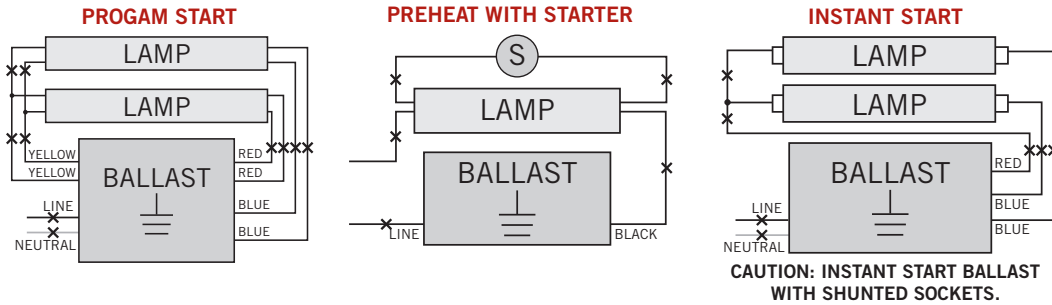
# KT-LED12T8-36GC-850-D

## T8 LED LAMP

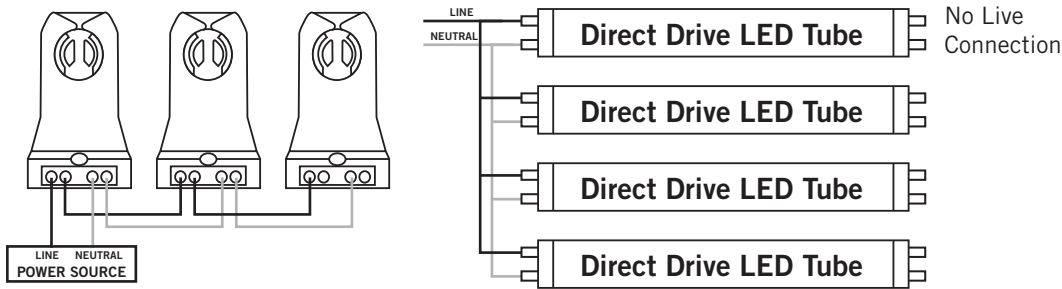
### WIRING DIAGRAMS

1. Cut all existing connections to ballast as shown below and remove ballast.

#### Typical Ballast Configurations:



2. Re-wire fixture as shown below.



**Typical Non-Shunted Lampholder**

Connect wires directly to these terminals

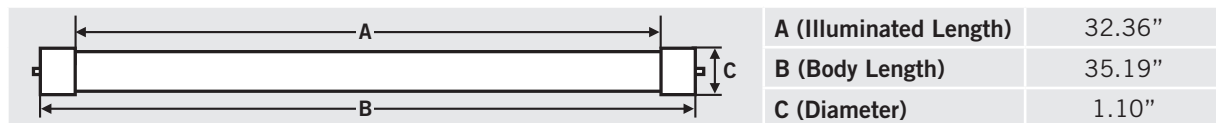
**CAUTION: Use only non-shunted lampholders.**

Do not install product in a fixture with shunted lampholders (found in all fixtures using instant start ballasts). If the current lampholders are shunted, remove them and replace them with non-shunted lampholders. Make new connections directly to terminals as indicated above.

Keystone can provide any style replacement lampholders. Call us at 800-464-2680.

### PHYSICAL CHARACTERISTICS

#### LAMP DIMENSIONS



NOMINAL LENGTH: 36"    BASE TYPE: G13 (Medium Bi-Pin)

### ORDERING INFORMATION

ORDER CODE	PACKAGING STYLE	PACK QTY.	ITEM STATUS
KT-LED12T8-36GC-850-D-CP	Carton Pack (Egg Crate Packaging)	25	Quick Ship

### CATALOG NUMBER BREAKDOWN

# KT-LED12T8-36GC-850-D-CP

- |                                |                                     |                              |
|--------------------------------|-------------------------------------|------------------------------|
| <b>1</b> Keystone Technologies | <b>5</b> Nominal Length (inches)    | <b>9</b> Direct Drive Series |
| <b>2</b> LED Lamp              | <b>6</b> Shatter-Proof Coated Glass | <b>10</b> Packaging Style    |
| <b>3</b> Max Output Wattage    | <b>7</b> 800 Series                 |                              |
| <b>4</b> Lamp Type             | <b>8</b> Color Temp.                |                              |