



KT-LED7T8-24GC-850-D

T8 LED LAMP

DESCRIPTION

7W T8 LED | 5000K | >83 CRI | High Efficiency



LAMP TYPE: Linear
BULB TYPE: T8 LED
BASE TYPE: G13 (Medium Bi-Pin)
WATTAGE: 7W
COLOR TEMPERATURE: 5000K
COLOR RENDERING INDEX (CRI): >83
WARRANTY: 5 Years



PRODUCT FEATURES

- Replacement for Conventional Fluorescent Lamp
- 50,000+ Hour Lifetime
- Environmentally Friendly: No Mercury Used
- Instant Startup
- Frosted Lens Eliminates Pixelation
- UL Classified; Listed on DLC Qualified Product List
- Operating Temperature: -20°C/-4°F to 45°C/113°F

- Integral Driver (Isolated), Eliminates the Need for External Driver or Ballast
- 110+ Lumens per Watt
- Improved Lamp Durability with Shatterproof Coated Glass, designed to pass drop tests of 6' on hard surface
- ETL Sanitation Listed NSF/ANSI Standard 2 - Food Equipment, Splash Zone (Not for Direct Food Zone without additional fixture considerations)

OPERATING SPECIFICATIONS

ELECTRICAL CHARACTERISTICS

Input Voltage	Power Consumption	Power Factor	Input Current
120-277Vac	7W	>0.9	0.06A @ 120V 0.03A @ 277V

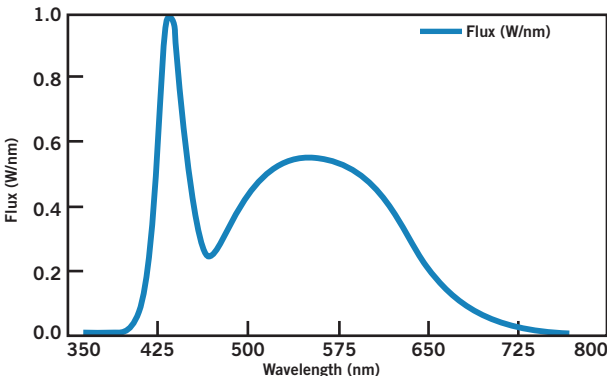
PHOTOMETRIC CHARACTERISTICS

Color Temperature (CCT)	5000K
Luminous Flux	950 lm
Color Rendering Index (CRI)	>83
Efficacy	136 lm/W
Beam Angle	240°
Visible Light Area	325°

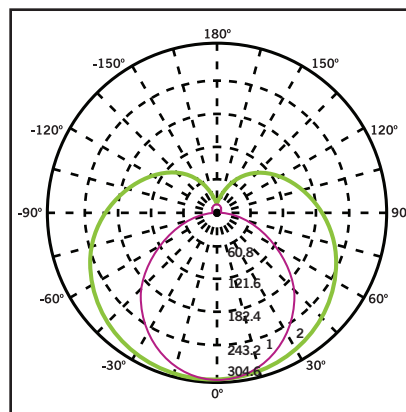
RATED LIFE

L70 (Hours)	50,000
-------------	--------

SPECTRAL DISTRIBUTION



POLAR CANDELA DISTRIBUTION



Maximum Candela = 1248.55
Located at Horizontal Angle = 0,
Vertical Angle 0

1. **Violet** Vertical Plane through Horizontal Angles (90-270)
2. **Green** Vertical Plane through Horizontal Angles (0-180)



KT-LED7T8-24GC-850-D

T8 LED LAMP

WIRING DIAGRAMS

1. Cut all existing connections to ballast as shown below and remove ballast.

Typical Ballast Configurations:



Typical Non-Shunted Lampholder

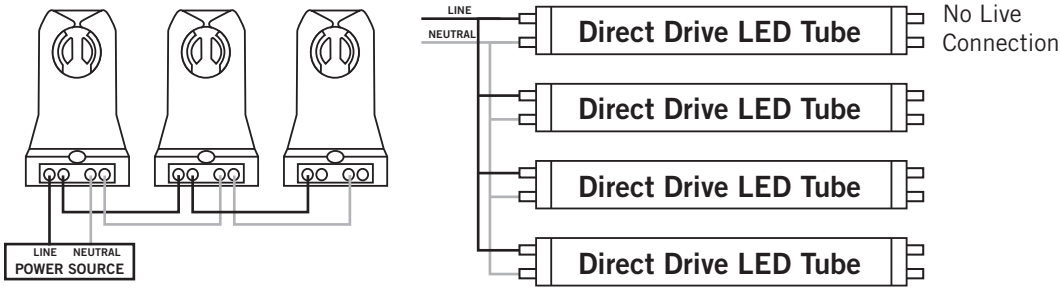
Connect wires directly to these terminals

CAUTION: Use only non-shunted lampholders.

Do not install product in a fixture with shunted lampholders (found in all fixtures using instant start ballasts). If the current lampholders are shunted, remove them and replace them with non-shunted lampholders. Make new connections directly to terminals as indicated above.

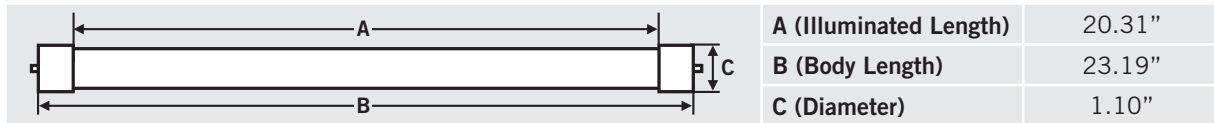
Keystone can provide any style replacement lampholders.
Call us at 800-464-2680.

2. Re-wire fixture as shown below.



PHYSICAL CHARACTERISTICS

LAMP DIMENSIONS



NOMINAL LENGTH: 24" BASE TYPE: G13 (Medium Bi-Pin)

ORDERING INFORMATION

ORDER CODE	PACKAGING STYLE	PACK QTY.	ITEM STATUS
KT-LED7T8-24GC-850-D-CP	Carton Pack (Egg Crate Packaging)	25	Quick Ship
KT-LED7T8-24GC-850-D-DP	Distributor Pack (Individual Cartons)	12	Quick Ship

CATALOG NUMBER BREAKDOWN

KT-LED7T8-24GC-850-D-CP

