



# LED LINEAR FIXTURE

## MLF03



LBS MLF03 series is one type of strip light that is lightweight and versatile. The meticulously designed optical system can effectively reduce glare and provide comfortable lighting effect. The installation is easy and convenient, and supports Continuous Row Mount. MLF03 includes a total of seven power level adjustment options ranging from 18 to 68W; CCT supports three adjustable color temperatures of 3500K, 4000K and 5000K. Both options are operated with simple switches, which will greatly reduce the customer's SKU and be budget-friendly

## SPECIFICATION FEATURES

### Construction

- Standard with 4ft, 8ft and can be extended by row connector and occlusion block.
- Fixture may be surface or suspension mounted with appropriate mounting options (see accessories).
- Easy to install included for continuous row mounting.

### Optics

- Light engines are available in color selectable version, the CCT can be changed to three CCTs (3500K, 4000K, 5000K).
- Scalable Lumen Packages from 2,580 to 10,600 Lumens with efficacy up to 163lm/W.
- Features a low-glare diffuser lens is designed to shape the light uniformity and comfortable light.

### Electrical

- Universal 120-277 VAC input voltage.
- Wattage adjustable: 68W, 56W, 44W; 36W,30W, 24W, 18W.
- 0-10V dimming standard for a dimming range of 100% to 10%.
- PF >90%, THD <20%.
- Operating Temperature Range: -25°C to 40°C (-13°F - + 104°F).

Note: Operating with emergency battery temperature range: 5°C to 40°C (+41°F - + 104°F).

### Certifications

- UL cUL damp location listed.

### Installation

- V-Hook (default)
- Surface (default)
- Aircraft cable (sold separately)
- Chain mount (sold separately)

### Lifespan

- Estimated 50,000-hour LED lifespan based on IES LM-80 results and TM-21 calculations.

### Warranty

- Five-year limited warranty.

### Applications

- Suitable for commercial, warehouses, parking lot, corridor, retail spaces.

### Note

- Actual performance may differ as a result of end-user environment and application. All values are design or typical values, measured under laboratory conditions at 25°C(±5°C) specifications subject to change without notice.

### CCT AND WATTAGE SELECTABLE

This fixture has the function of adjusting the lumens output and color temperature on-site.



#### WATTAGE SELECT



LV1 LV2 LV3 LV4

36W supports 4 positions wattage regulation;  
68W supports 3 positions wattage regulation.

#### CCT SELECT



3500K 4000K 5000K


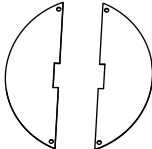




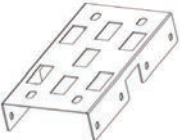


Offer three CCT adjustable  
(3500K, 4000K, 5000K).

## PERFORMANCE DATA

MLF03 36W 4FT							
SETTING	SYSTEM WATTS	3500K		4000K		5000K	
		LUMENS (80CRI)	LPW (80CRI)	LUMENS (80CRI)	LPW (80CRI)	LUMENS (80CRI)	LPW (80CRI)
LV1	36W	4900lm	136 lm/W	5200lm	144 lm/W	5000lm	139 lm/W
LV2	30W	4150lm	138 lm/W	4400lm	147 lm/W	4250lm	142 lm/W
LV3	24W	3350lm	140 lm/W	3600lm	150 lm/W	3470lm	145 lm/W
LV4	18W	2580lm	143 lm/W	2780lm	154 lm/W	2700lm	150 lm/W

MLF03 68W 8FT							
SETTING	SYSTEM WATTS	3500K		4000K		5000K	
		LUMENS (80CRI)	LPW (80CRI)	LUMENS (80CRI)	LPW (80CRI)	LUMENS (80CRI)	LPW (80CRI)
LV1	68W	9350lm	138 lm/W	10600lm	156 lm/W	10100lm	149 lm/W
LV2	58W	8150lm	141 lm/W	9200lm	159 lm/W	8800lm	152 lm/W
LV3	44W	6300lm	143 lm/W	7150lm	163 lm/W	6800lm	155 lm/W

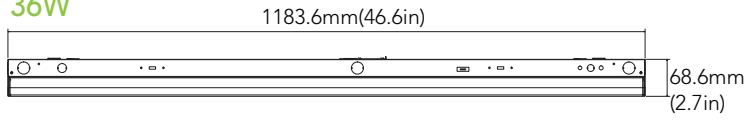
## ACCESSORIES (Optional)

 <p><b>V-Hooks (Default)</b></p>	 <p><b>Mounting Plate (Default)</b></p>	 <p><b>Steel Wire Rope</b> (Sold separately)</p>
 <p><b>PIR Sensor</b> NO.: BRI819 Description: 120-277VAC input (Sold separately)</p>	 <p><b>Emergency Battery</b> 8W 900lm 90min (Sold separately)</p>	 <p><b>Microwave Sensor</b> NO.: HD027VCR Description: 12VDC input (Sold separately)</p>
 <p><b>Joiner Bracket</b> Description: Aligner locks in place for easy continuous row mounting. (Sold separately)</p>	 <p><b>Chain</b> (Sold separately)</p>	 <p><b>Wire Guard</b> (Sold separately)</p>

# DIMENSION

unit: mm/inch

## 36W



65.5mm(2.6in)

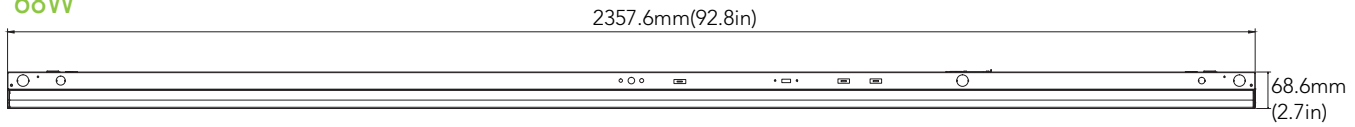


Net Weight:

36W: 4.39lbs

68W: 9.06lbs

## 68W



65.5mm  
(2.6in)



## ORDERING GUIDE

Example: MLF0336W27VDDKYYYY

Fixture Type	Power	Voltage	CCT	Sensor (Option)	Backup Battery (Option)	Lens	Internal Code
<input type="checkbox"/>	<input type="checkbox"/>	<input type="checkbox"/>	<input type="checkbox"/>	<input type="checkbox"/>	<input type="checkbox"/>	<input type="checkbox"/>	<input type="checkbox"/>
<b>MLF03</b> Linear Fixture	<b>36W</b> <b>68W</b>	<b>27V</b> 120-277V	<b>DDK</b> Adjustable color temperature	<b>Blank</b> Without Sensor <b>M</b> Motion Sensor	<b>B</b> Emergency Battery <b>Blank</b> Without Emergency Battery	<b>F</b> Frosted Diffuser	<b>Blank</b> <b>Alphanumeric</b>

