

naturalLED®

Turning Light into Savings ▶▶▶



PAR / MR16 12 Volt / 120 Volt 7W, 9W, 13W

naturalLED® PAR and MR LED bulb provides a superior replacement for all incandescent PAR and MR lamp applications. An energy efficient integrated LED driver deliver the same lumen output equivalent with up to 85% energy savings. Our LEDs are direct replacement with energy star certification.

Perfect for display case lighting, track lighting, jewelry lighting and general lighting.



Key Features & Benefits

- ▶ Energy Star Certified
- ▶ Direct replacement and Instant On
- ▶ Up to 85% energy savings
- ▶ Contains no mercury or lead
- ▶ Noise-free design
- ▶ Beam Angle: 35°/40°
- ▶ UL/cUL Listed
- ▶ Voltage: 120V / 12V
- ▶ Rated 25,000 hours average life
- ▶ 3 Years Limited Warranty

Applications

- ▶ Display Case Lighting
- ▶ Track Lighting
- ▶ Recessed Downlight
- ▶ Accent Lighting
- ▶ General Lighting


Color Choices



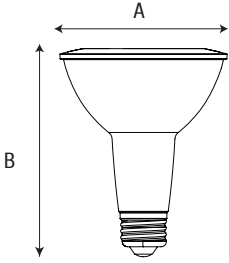
White

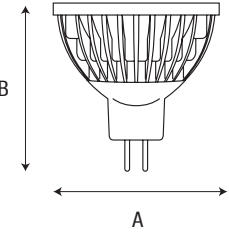
Qualifications



Item Code	Description	Bulbs	Color Temp	Wattage	Lumen Output	Equivalent Wattage	CBCP	Base	Voltage	Beam Angle	Rated Hours	Dimmable	
PAR													
5924	LED8PAR20/50L/FL/930	PAR20	3000K	8	500	50	--	E26	120V	40°	25,000	•	•
5925	LED8PAR20/50L/FL/950	PAR20	5000K	8	500	50	--	E26	120V	40°	25,000	•	•
5926	LED10PAR30/80L/FL/930	PAR20	3000K	10	800	75	--	E26	120V	40°	25,000	•	•
5927	LED10PAR30/80L/FL/950	PAR30	5000K	10	800	75	--	E26	120V	40°	25,000	•	•
5928	LED10PAR30L/OD/80L/FL/930	PAR30L	3000K	10	800	75	--	E26	120V	40°	25,000	•	•
5929	LED10PAR30L/OD/80L/FL/950	PAR30L	5000K	10	800	75	--	E26	120V	40°	25,000	•	•
5930	LED15PAR38/OD/120L/FL/930	PAR38	3000K	15	1,100	90	--	E26	120V	40°	25,000	•	•
5931	LED15PAR38/OD/120L/FL/950	PAR38	5000K	15	1,200	90	--	E26	120V	40°	25,000	•	•
MR16													
5802	LED7MR16/40L/FL/30K	MR16	3000K	7	400	40	950	GU5.3	12V	40°	25,000		•
5864	LHO-7MR16/FL/30K	MR16	3000K	7	420	35	1,509	GU5.3	12V	35°	25,000	•	•
5849	LHO-7MR16/FL/50K	MR16	5000K	7	450	50	--	GU5.3	12V	35°	25,000	•	
5801	LED7MR16/45L/GU10/FL/30K	MR16	3000K	7	450	50	1,139	GU10	120V	40°	25,000		•
5821	LED7MR16/45L/GU10/FL/50K	MR16	5000K	7	450	50	--	GU10	120V	40°	25,000		

► Dimensions

	Item	A	B		Weight (lbs)
	PAR20	2.50-in	3.50-in	--	0.23
	PAR30	3.70-in	3.70-in	--	0.41
	PAR30L	3.70-in	4.50-in	--	0.48
	PAR38	4.75-in	5.25-in	--	0.79

	Item	A	B		Weight (lbs)
	LED-7W	1.97-in	1.91-in	--	0.11
	LH0-7W	1.97-in	1.93-in	--	0.11
	GU10	1.97-in	2.13-in	--	0.11

► Master Carton Package

