

PROJECT:

SCHEDULE:

DATE:

PREPARE BY:

NOTES:

DESCRIPTION

naturaLED® High Quality LED Retrofit Kits have been designed specifically for your existing HID fixtures. Delivering up to 2X higher lumens and efficacy compared to retrofits using generic LED kit. Utilizing high-efficiency LEDs and reliable drivers will save you time, energy, and money! Mounting options and adjustability for Indoor and Outdoor applications to fit various fixture types. Available in 3 Color Selectable or CCT in 5000K. Wide and even light distribution is a perfect replacement to use for existing fixtures: Shoebox, High Bay, Low Bay, Flood, Wall Pack and much more. Easy replacements for existing metal halide HID, high-pressure sodium, or mercury vapor light bulbs and ballasts.



Rated Life 50,000 Hours
Warranty 5 Years

APPLICATIONS

Warehouse , Security, Pathway, Street, Area Lighting

FEATURES

- DLC Premium Qualified
- ETL Listed
- Color Temp: 3CCT (3000K,4000K,5000K), 5000K
- Voltage: 120-277V
- Power Factor: >0.9
- Surge Protection: 4KV
- Beam Angle: 120°
- Dimmable: 0-10V
- CRI: >80
- Operating temperature: - 40°F - 140°F
- Retrofit any high/low bay, wall pack, flood light & area light
- Yoke mount included with adjustable position
- Color: Black
- 5 Year Warranty
- Optional Accessories for Purchase: Adapter, Surge Protector, 277-480V Drivers

ACCESSORIES



E26 socket



E39 sockets (included for all models)



Surge Protector



277-480V Drivers

SAMPLE NUMBER

RKIT50HID/8CCT3

SERIES	WATTAGE	REPLACEMENT	CRI	COLOR TEMP
RKIT Retrofit Kit	50 50 Watt	HID Metal Halide HID	8 CRI 80	CCT3 Color Temperature (3000K/4000K/5000K)



HID RETROFIT (CCT3)

WALL & AREA LUMINAIRES

ORDERING

*P= Premium DLC / *S = Standard DLC

Watts (W)	Ordering Code	Description	CCT (K)	Lumens (Lm)	Equiv. Wattage (W)	Size	Dim (V)	DLC (S/P)
50	9600	RKIT50HID/8CCT3	3CCT (3/4/5K)	6,367	250-400	3.0"x4.80"	0-10V	P
100	9601	RKIT100HID/8CCT3	3CCT (3/4/5K)	12,978	400	3.0"x4.80"	0-10V	P
180	9602	RKIT180HID/850	5000K	24,496	400-575	5.79"x4.80"	0-10V	P
240	9603	RKIT240HID/850	5000K	32,170	750-1000	5.79"x4.80"	0-10V	P

ACCESSORIES (Ordered Separately)

Base



P10374 MT-RKIT-E26
(Mount E26 Adapter for HID Retrofit)



E39 Socket (INCLUDED)
(Included with HID Retrofit)

Driver



Driver
(Included with HID Retrofit)

Surge Protector



P10389 SPD-L-10KV-277
(Surge Protection 10KV 120-277V)



P10390 SPD-L-20KV-277
(Surge Protection 20KV 120-277V)

Driver (277-480V)

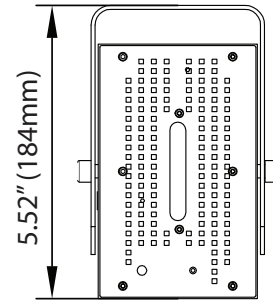
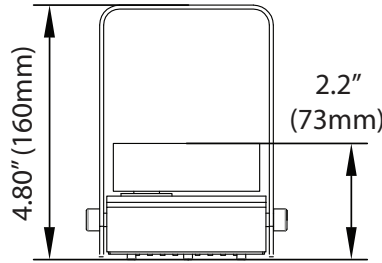
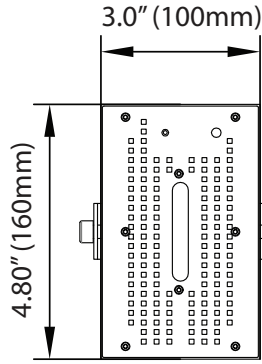


P10448 BALED-SS-100M-56BH
(277-480V Driver for RKIT100W #9601)

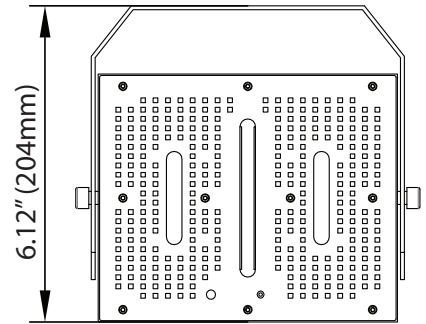
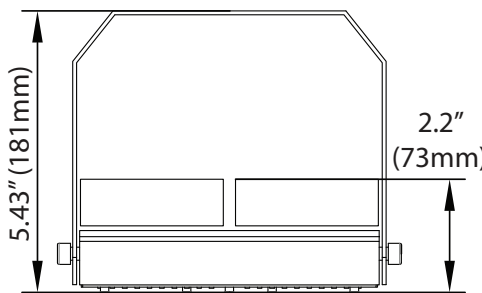
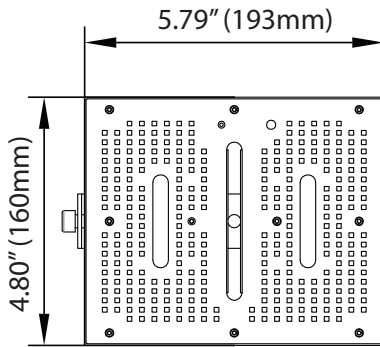
P10447 BALED-SS-240M-56BH
(277-480V Driver for RKIT180W and
RKIT240W #9602,#9603)

DIMENSIONS

50W
100W

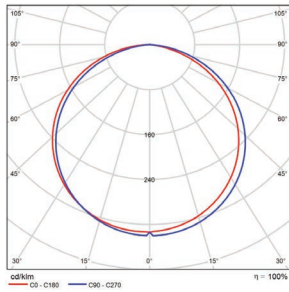


180W
240W



PHOTOMETRICS CHART

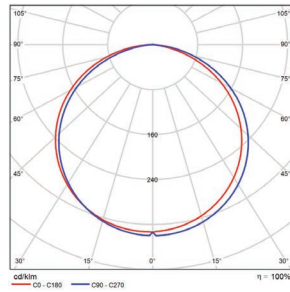
50 Watt
DLC Premium



Illuminance at a Distance			
	Center Beam fc	Beam Width	
4.3R	148 fc	13.8 ft	14.1 ft
8.7R	36.2 fc	27.9 ft	28.4 ft
13.0R	16.2 fc	41.7 ft	42.5 ft
17.3R	9.16 fc	55.5 ft	56.5 ft
21.7R	5.82 fc	69.6 ft	70.9 ft
26.0R	4.06 fc	83.4 ft	85.0 ft

■ Vert. Spread: 116.1°
■ Horiz. Spread: 117.1°

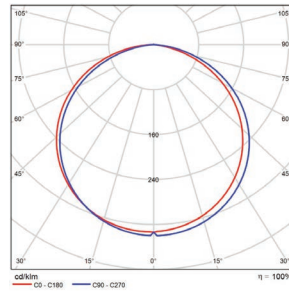
100 Watt
DLC Premium



Illuminance at a Distance			
	Center Beam fc	Beam Width	
4.3R	289 fc	13.8 ft	14.1 ft
8.7R	70.7 fc	27.9 ft	28.4 ft
13.0R	31.6 fc	41.7 ft	42.5 ft
17.3R	17.9 fc	55.5 ft	56.5 ft
21.7R	11.4 fc	69.6 ft	70.9 ft
26.0R	7.91 fc	83.4 ft	85.0 ft

■ Vert. Spread: 116.1°
■ Horiz. Spread: 117.1°

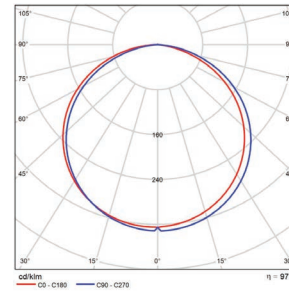
180 Watt
DLC Premium



Illuminance at a Distance			
	Center Beam fc	Beam Width	
4.3R	522 fc	13.8 ft	14.1 ft
8.7R	127 fc	27.9 ft	28.4 ft
13.0R	57.1 fc	41.7 ft	42.5 ft
17.3R	32.2 fc	55.5 ft	56.5 ft
21.7R	20.5 fc	69.6 ft	70.9 ft
26.0R	14.3 fc	83.4 ft	85.0 ft

■ Vert. Spread: 116.1°
■ Horiz. Spread: 117.1°

240 Watt
DLC Premium



Illuminance at a Distance			
	Center Beam fc	Beam Width	
4.3R	677 fc	13.8 ft	14.1 ft
8.7R	165 fc	27.9 ft	28.4 ft
13.0R	74.0 fc	41.7 ft	42.5 ft
17.3R	41.8 fc	55.5 ft	56.5 ft
21.7R	26.6 fc	69.6 ft	70.9 ft
26.0R	18.5 fc	83.4 ft	85.0 ft

■ Vert. Spread: 116.1°
■ Horiz. Spread: 117.1°

PACKAGE

Case Qty 1 pc

