MOMENTUM®

LINEAR ARCHITECTURAL SYSTEM



ARCHITECTURAL LIGHTING IN MOTION

MOMENTUM

A SEAMLESS SOLUTION FOR
ARCHITECHTURAL FREEDOM

SATCO® | NUVO®

DESIGNED FOR VISIONARIES.
ENGINEERED FOR VERSATILITY.

Introducing MOMENTUM, SATCO | NUVO's latest innovation, combining precision engineering with field flexibility. Applications include commercial, hospitality, institutional, retail, and modern offices.







MOMENTUM®







ONE SYSTEM
NUMEROUS POSSIBILITIES



Designed for seamless adaptability, MOMENTUM offers field-selectable light distribution, wattage and CCT, a range of mounting options, and optional PIR sensors to enhance efficiency through motion responsiveness.

SCALABLE SYSTEM
ENGINEERED FOR PRECISION

AC INPUT WIRE

Convenient & Quick Wiring Options

PIR SENSOR WIRING PORT

For side mounted sensor installation

MODULAR END CAP

Easily removes for end mounted sensor installation & feed-through wiring



SELECTABLE SWITCHES

Switches located on top of the fixture for CCT and Wattage selectability and Up/Down light distribution

VERSATILE MOUNTING

Can be wall mounted, suspended, recessed or surface mounted

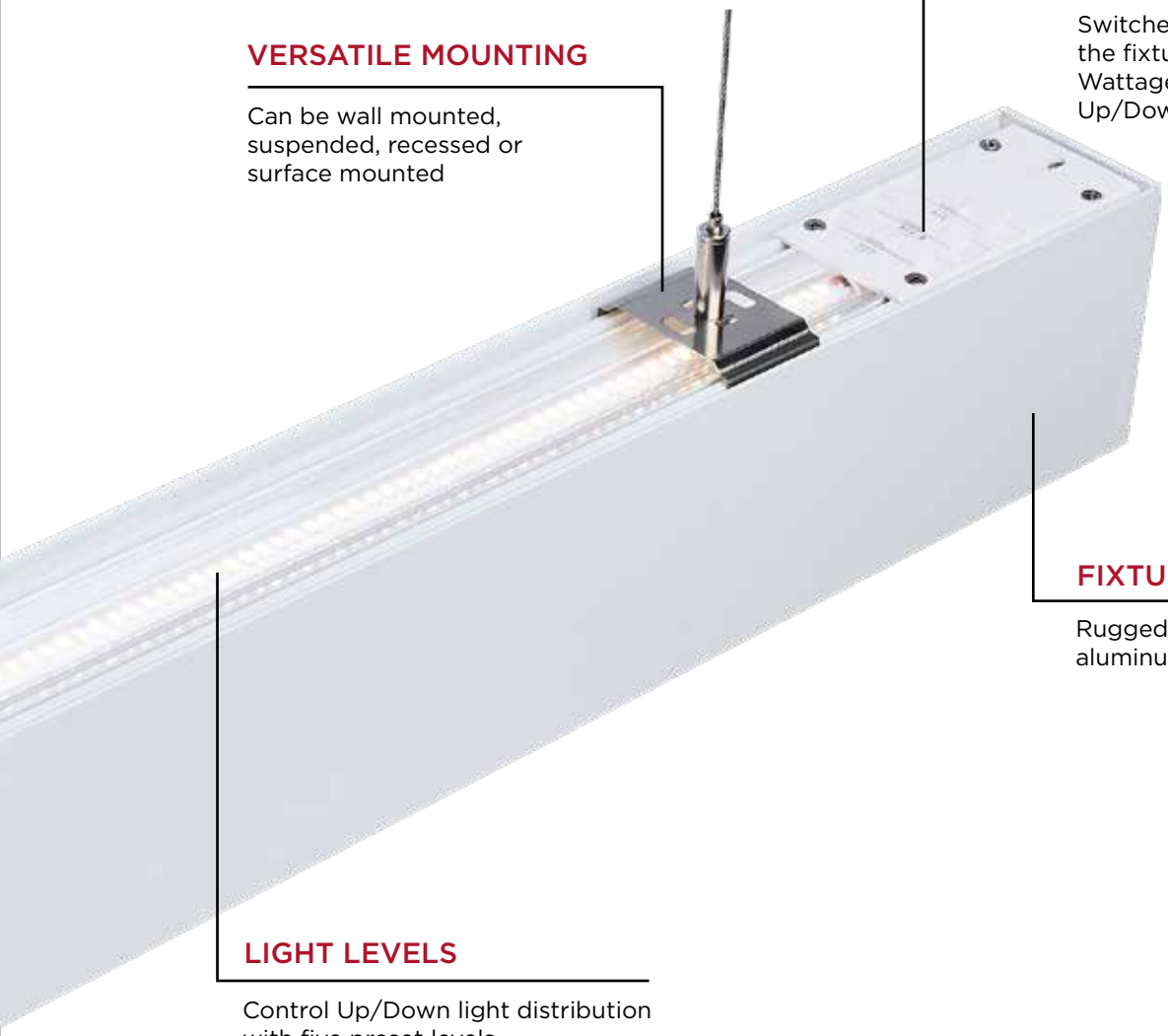

FIXTURE BODY

Rugged extruded aluminum fixture body

LIGHT LEVELS

Control Up/Down light distribution with five preset levels

- 100/0%
- 70/30%
- 50/50%
- Down/120˚
- Up/Batwing Shape



FLEXIBLE LENGTHS & LUMEN PACKAGES DESIGNED TO MEET DIVERSE LIGHTING APPLICATIONS

Available in Black or White Finishes and 2′, 4′, & 8′

DIRECTIONAL LIGHTING

Create a variety of illuminated designs with versatile connector accessories that bring flexibility and creativity to any layout



Up & Down Light Control

Infinite Shapes & Configurations

One System For Multiple Applications

BUILD IT YOUR WAY...

WITH MODULAR ACCESSORIES & CONFIGURABLE COMPONENTS

Illuminated Connectors

Available in L, T, X, and Y configurations, in white and black finishes. these connectors allow straight light sections to form clean geometric patterns—from corners and crosses to complex, multi-directional arrangements.



L-Connector



T-Connector



X-Connector



Y-Connector

Once connected, each accessory illuminates seamlessly, maintaining the appearance of a continuous, uninterrupted fixture



65′ PC Lens Cover
65-1191

For an even more refined finish, a roll of polycarbonate cover lens is available to conceal connections and create a smooth, unified appearance.

Flexible Mount, Seamless Integration

Available in surface, recessed, suspension, and wall mount options. Momentum integrates effortlessly into any environment for a cohesive architectural look.





SURFACE MOUNT





SUSPENSION MOUNT





WALL MOUNT





RECESSED MOUNT

Design The Light, Define The Space

Field-adjustable up/down lighting allows Momentum to shift from accent to ambient effortlessly—providing architectural balance, precision beam control, and cohesive integration within any space.



Settings: Wattage/CCT/Distribution

UP	DOWN
OFF ⟶	100%
30% ⟶	70%
50% ⟶	50%

DOWN ⟶ 120° Beam

Up ⟶ Wide / Even "Batwing" Type Distribution

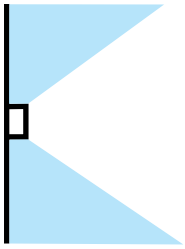

Wall Installation for Direct & Indirect Lighting

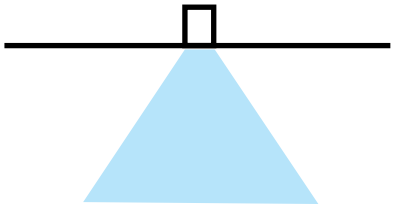

Recessed Installation for Direct Lighting

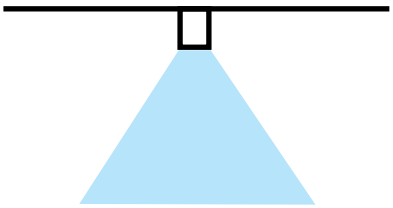

Surface Mount Installation for Direct Lighting

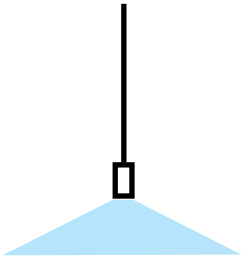

Suspension Installation for Direct Lighting

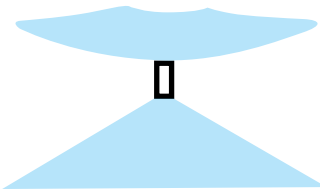

Suspension Installation for Direct & Indirect Lighting

THE MAGNETIC ADVANTAGE

MAGNETIC SYSTEM & CONNECTORS

Neodymium Magnetic System

For Quick & Easy Installations



Top Mounted
Locking Bracket



Quick Wiring Connectors

For Tandem Connections, PIR
Sensors and 0-10V Dimming

Mounting Kits

Recessed





Recessed Frames - White
2′, 4′, 8′ Options



Recessed Frames - Black
2′, 4′, 8′ Options

Surface





Surface Mount Kit

Suspension





Suspension Kit w/Canopy



Suspension Kit

Wall



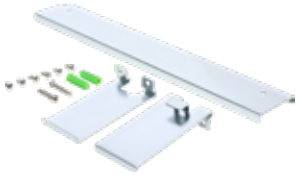

Wall Mount Kit

Other Accessories





End Mounted PIR Sensor



Side Mounted PIR Sensor



Power Feed

ORDERING INFORMATION

Fixtures



Fixtures

ITEM	SIZE	Finish	Lumens	Wattage	DLC ID
65-1180	2′	White	1650/2200/2750	15W/20W/25W	S-M9TV12
65-1280	2′	Black	1650/2200/2750	15W/20W/25W	S-4690BN
65-1181	4′	White	3300/4400/5500	30W/40W/50W	S-RJQBWB
65-1281	4′	Black	3300/4400/5500	30W/40W/50W	S-XSLKB8
65-1182	8′	White	6600/8800/11000	60W/80W/100W	S-HT85NN
65-1282	8′	Black	6600/8800/11000	60W/80W/100W	S-L2HDGG

General Specifications

Range Voltage	120V-347V
Frequency	50/60Hz
CRI	80+
CCT Selectable	3000K/4000K/5000K
Dimming	0-10V Down to 10%
Location Rating	Damp
Operating Temperature	-20°C (-4°F) to +45°C (+113°F)
Construction	Aluminum
Lens Construction	Polycarbonate

Dimensions

ITEM	LENGTH (A)	WIDTH (B)	HEIGHT (C)	WEIGHT
65-1180	23.30″	2.36″	3.40″	3.70 Lbs.
65-1280	23.30″	2.36″	3.40″	3.70 Lbs.
65-1181	46.50″	2.36″	3.40″	6.61 Lbs.
65-1281	46.50”	2.36″	3.40″	6.61 Lbs.
65-1182	92.76″	2.36″	3.40″	12.35 Lbs.
65-1282	92.76”	2.36″	3.40″	12.35 Lbs.

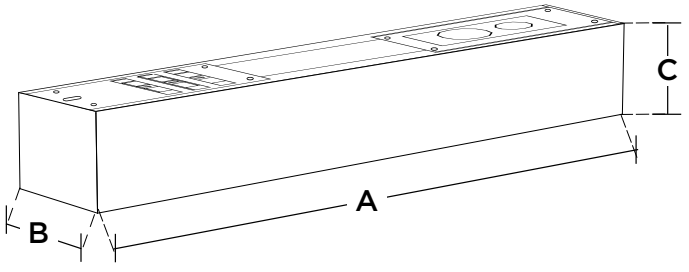

Connectors & PIR Sensors



Connectors (Sold Separately)

ITEM	DESCRIPTION	FINISH	
65-1183	L-Connector	White	
65-1283	L-Connector	Black	
65-1185	T-Connector	White	
65-1285	T-Connector	Black	
65-1184	X-Connector	White	
65-1284	X-Connector	Black	
65-1186	Y-Connector	White	
65-1286	Y-Connector	Black	

PIR Sensors (Sold Separately)

ITEM	DESCRIPTION	FINISH	
86-230	Side Mount	White	
86-232	Side Mount	Black	
86-231	End Mount	White	
86-233	End Mount	Black	

ORDERING INFORMATION

Mounting Kits

Mounting Kits (Sold Separately)

ITEM	DESCRIPTION	FINISH	
65-1192	Single Unit Suspension Kit With Canopy & Anchor Cover	White	
65-1194	Run Starter With Canopy Suspension Kit	White	
65-1196	Run Joiner Suspension Kit With Joining Bracket & Anchor Cover	—	
65-1193	Single Unit Suspension Kit With Canopy & Anchor Cover	Black	
65-1195	Run Starter With Canopy Suspension Kit	Black	
65-1197	Wall Mount Kit	—	
65-1198	Surface Mount Kit	—	

ORDERING INFORMATION

Recessed Kits & Accesories

Recessed Kits (Sold Separately)

ITEM	DESCRIPTION	FINISH	
65-1230	2′ Recessed Frame Kit	White	
65-1233	2′ Recessed Frame Kit	Black	
65-1231	4′ Recessed Frame Kit	White	
65-1234	4′ Recessed Frame Kit	Black	
65-1232	8′ Recessed Frame Kit	White	
65-1235	8′ Recessed Frame Kit	Black	

Accessories (Sold Separately)

ITEM	DESCRIPTION	FINISH	
65-1190	6′ Power Cord	White	
65-1290	6′ Power Cord	Black	
65-1191	65′ Polycarbonate Cover Roll	—	

Performance Data

Photometrics | 65-1180 & 65-1280

Item Number			65/1180 & 65/1280								
Length			2'								
Wattage			25W			20W			15W		
CCT			3000K	4000K	5000K	3000K	4000K	5000K	3000K	4000K	5000K
Lumens / Mode	100% Downlight / 0% Uplight	Down	2710	5580	5509	2320	2550	2500	1705	1850	1828
		Up	0	0	0	0	0	0	0	0	0
	70% Downlight / 30% Uplight	Down	1950	2180	2100	1704	1841	1855	1247	1350	1343
		Up	950	1070	1045	731	789	795	534	578	575
	50% Downlight / 50% Uplight	Down	1380	1520	1500	1161	1230	1260	940	1050	1000
		Up	1540	1700	1665	1290	1366	1400	850	945	900

Zonal Lumen Summary

65/1180 & 65/1280																		
Down / Up	50/50						70/30						100/0					
Zone	0- 30	0- 40	0- 60	0- 90	90- 180	0- 180	0- 30	0- 40	0- 60	0- 90	90- 180	0- 180	0- 30	0- 40	0- 60	0- 90	90- 180	0- 180
Lumens	517	834	1458	1871	1294	3165	593	957	1673	2145	1002	3147	804	1297	2265	2902	27	2929
% Luminaire	16%	26%	46%	59%	41%	100%	18. 80%	30%	53%	68%	32%	100%	27%	44%	77%	99%	1%	100%

Candela Table - 50/50		Candela Table - 70/30		Candela Table - 100/0	
Vertical Angle	Candela	Vertical Angle	Candela	Vertical Angle	Candela
0	725	0	831	0	1127
5	716	5	820	5	1112
15	673	15	771	15	1045
25	603	25	690	25	936
35	513	35	587	35	795
45	409	45	467	45	633

Photometrics | 65-1181 & 65-1281

Item Number			65/1181 & 65/1281								
Length			4'								
Wattage			50W			40W			30W		
CCT			3000K	4000K	5000K	3000K	4000K	5000K	3000K	4000K	5000K
Lumens / Mode	100% Downlight / 0% Uplight	Down	5, 408	5, 680	5, 609	4, 520	4, 670	4, 619	3, 373	3, 520	3, 480
		Up	0	0	0	0	0	0	0	0	0
	70% Downlight / 30% Uplight	Down	3, 680	3, 850	3, 790	3, 050	3, 170	3, 150	2, 200	2, 320	2, 280
		Up	1, 585	1, 650	1, 628	1, 320	1, 390	1, 380	1, 020	1, 050	1, 030
	50% Downlight / 50% Uplight	Down	2, 442	2, 572	2, 514	2, 020	2, 130	2, 078	1, 470	1, 550	1, 520
		Up	2, 712	2, 857	2, 795	2, 260	2, 350	2, 310	1, 633	1, 722	1, 680

Zonal Lumen Summary

65/1181 & 65/1281																		
Down / Up	50/50						70/30						100/0					
Zone	0- 30	0- 40	0- 60	0- 90	90- 180	0- 180	0- 30	0- 40	0- 60	0- 90	90- 180	0- 180	0- 30	0- 40	0- 60	0- 90	90- 180	0- 180
Lumens	919. 00	#######	#######	#######	#######	#######	#######	#######	#######	#######	#######	#######	#######	#######	#######	#######	48. 00	#######
% Luminaire	0. 17	0. 28	0. 49	0. 63	0. 37	1. 00	0. 21	0. 34	0. 59	0. 76	0. 24	1. 00	0. 28	0. 45	0. 78	0. 99	0. 01	1. 00

Candela Table - 50/50		Candela Table - 70/30		Candela Table - 100/0	
Vertical Angle	Candela	Vertical Angle	Candela	Vertical Angle	Candela
0. 00	1, 290. 00	0. 00	1, 601. 00	0. 00	2, 142. 00
5. 00	1, 279. 00	5. 00	1, 589. 00	5. 00	2, 124. 00
15. 00	1, 215. 00	15. 00	1, 508. 00	15. 00	2, 018. 00
25. 00	1, 101. 00	25. 00	1, 367. 00	25. 00	1, 826. 00
35. 00	947. 00	35. 00	1, 175. 00	35. 00	1, 570. 00
45. 00	766. 00	45. 00	951. 00	45. 00	1, 270. 00

Photometrics | 65-1182 & 65-1282

Item Number			65/1182 & 65/1282								
Length			8'								
Wattage			100W			80W			60W		
CCT			3000K	4000K	5000K	3000K	4000K	5000K	3000K	4000K	5000K
Lumens / Mode	100% Downlight / 0% Uplight	Down	11, 357	11, 928	11, 779	9, 492	9, 807	9, 700	6, 918	7, 216	7, 134
		Up	0	0	0	0	0	0	0	0	0
	70% Downlight / 30% Uplight	Down	7, 728	8, 085	7, 959	6, 405	6, 657	6, 615	4, 620	4, 872	4, 788
		Up	3, 329	3, 465	3, 419	2, 772	2, 919	2, 898	2, 142	2, 205	2, 163
	50% Downlight / 50% Uplight	Down	5, 128	5, 401	5, 279	4, 242	4, 473	4, 364	3, 087	3, 255	3, 192
		Up	5, 695	6, 000	5, 870	4, 746	4, 935	4, 851	3, 429	3, 616	3, 528

Zonal Lumen Summary

65/1182 & 65/1282																		
Down / Up	50/50						70/30						100/0					
Zone	0- 30	0- 40	0- 60	0- 90	90- 180	0- 180	0- 30	0- 40	0- 60	0- 90	90- 180	0- 180	0- 30	0- 40	0- 60	0- 90	90- 180	0- 180
Lumens	0. 00	0. 00	0. 00	0. 00	0. 00	0. 00	0. 00	0. 00	0. 00	0. 00	0. 00	0. 00	0. 00	0. 00	0. 00	0. 00	0. 00	0. 00
% Luminaire	0. 16	0. 26	0. 46	0. 59	0. 41	1. 00	0. 19	0. 30	0. 53	0. 68	0. 32	1. 00	0. 27	0. 44	0. 77	0. 99	0. 01	1. 00

Candela Table - 50/50		Candela Table - 70/30		Candela Table - 100/0	
Vertical Angle	Candela	Vertical Angle	Candela	Vertical Angle	Candela
0. 00	2, 709. 00	0. 00	3, 362. 10	0. 00	4, 498. 20
5. 00	2, 685. 90	5. 00	3, 336. 90	5. 00	4, 460. 40
15. 00	2, 551. 50	15. 00	3, 166. 80	15. 00	4, 237. 80
25. 00	2, 312. 10	25. 00	2, 870. 70	25. 00	3, 834. 60
35. 00	1, 988. 70	35. 00	2, 467. 50	35. 00	3, 297. 00
45. 00	1, 608. 60	45. 00	1, 997. 10	45. 00	2, 667. 00

Isocandela Plot | 65-1180, 65-1181, 65-1182, 65-1280, 65-1281 & 65-1282

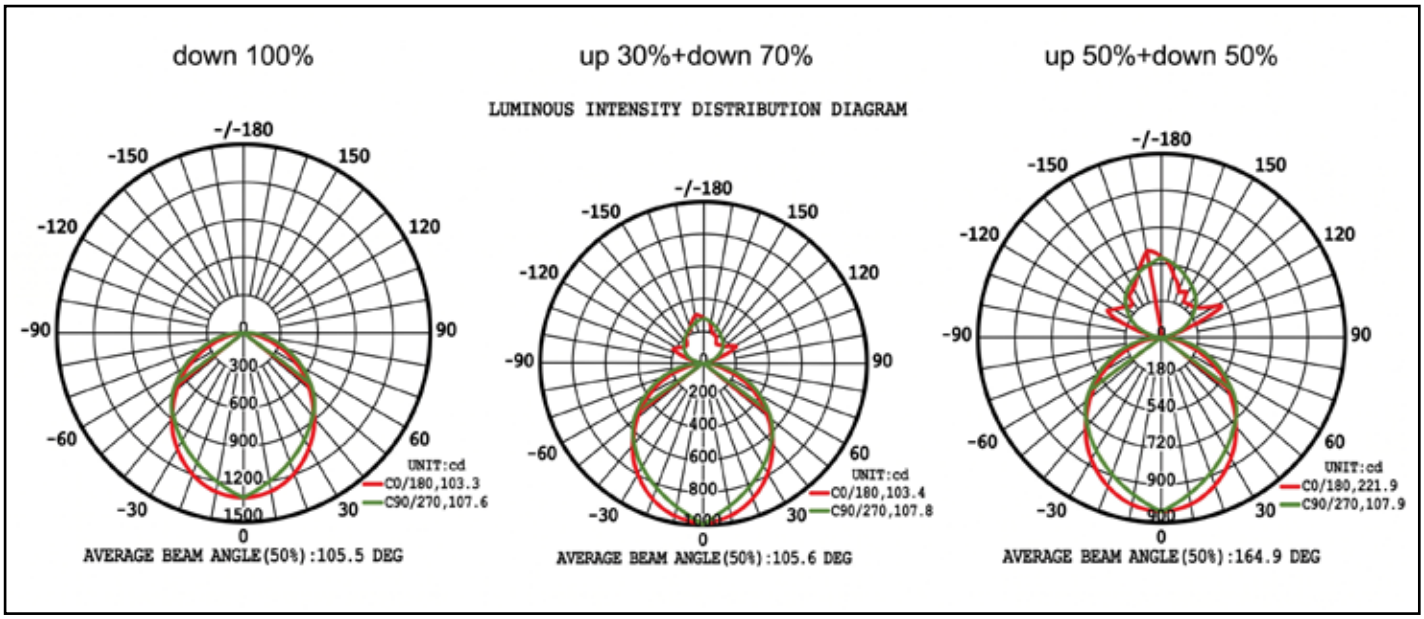







scan for digital brochure

To learn more about SATCO|NUVO, visit **www.satco.com** or contact **1-800-437-2826**

Like us on Facebook **Connect with us on LinkedIn** **Follow us on Instagram**

National Toll-Free: **1.800.43.SATCO** (1.800.437.2826)

Corporate Offices & Distribution Center: **NEW YORK** 110 Heartland Blvd., Brentwood, NY 11717 | 800.437.2826 | 631.243.2022 | Fax 631.243.2027

Distribution Centers: **FLORIDA** 1694 NW 215th St. Miami Gardens, FL 33056 | Tel. 305.624.2044 FAX 305.623.0286
CALIFORNIA 31288 San Benito St. Hayward, CA 94544 | Tel. 510.487.4822 FAX 510.487.8955
WASHINGTON 4710 116th St. S.W., Mukilteo, WA 98275 | Tel. 425.789.3300 FAX 425.789.3310
TEXAS 2000 Valwood Parkway, Farmers Branch, TX 75234 | Tel. 972.247.2437 FAX 972.247.5408
PUERTO RICO Campeche St. 23, Julio N. Matos Industrial Park, Carolina, PR 00984 | Tel. 787.757.3510 FAX 787.757.3540

Product specifications and availability are subject to change without notice.
Please visit us online at www.satco.com for our full product line and ordering details, or consult factory for additional information

© SATCO Products, Inc. All rights reserved.

8/26 SN1905

SATCO | NUVO