SATCO | NUVO



FIELD SELECTABLE (WATTAGE AND CCT)

REDUCES UPGRADE MATERIAL WASTE

MULTIPLE SIZE OPTIONS AVAILABLE

0-10V DIMMING

INTEGRATED SAFETY TETHER

SUGGESTED APPLICATIONS

Commercial
Hospitality
Offices
Schools
Retail
Hospitals

FLAT PANEL TROFFER RETROFIT DOOR KITS

FIELD SELECTABLE | MULTIPLE CONFIGURATIONS



2′x4′



1′x4′





2′x2′

SATCO|NUVO's Flat Panel Troffer Retrofit Door Kits provide a streamlined solution for upgrading existing troffers with modern, energy-efficient LED performance. Available in 1x4, 2x2, and 2x4 sizes, these retrofit kits are designed to fit a range of applications while eliminating the need to replace the entire fixture. By utilizing the existing housing, they help reduce material waste and simplify upgrades. Selectable wattage and CCT (3500K/4000K/5000K) allow installers to tailor light output and color temperature on-site, while 0-10V dimming ensures additional control. The durable steel housing with an aluminum trim delivers strength with a clean, finished appearance. A built-in safety tether supports the door during installation, simplifying wiring access. With a 50,000-hour lifespan and a 5-year warranty, these kits provide reliable, long-term performance while meeting stringent DLC efficacy standards.



FLAT PANEL TROFFER RETROFIT DOOR KITS
FIELD SELECTABLE | MULTIPLE CONFIGURATIONS

GENERAL SPECIFICATIONS

Range Voltage: 120V-277V
Frequency: 50/60Hz
Power Factor: >0.9
THD: <20%
Dimmable: 0-10V Dimmable Down to 10%
Surge Protection Rating: 2kV
Efficacy: up to 110 LPW
CRI: 80+
CCT Selectable: 3500K/4000K/5000K
Beam Angle: 120°

Location Rating: Damp
IP Rating: IP20
Ambient Operating Temperature: -20°C (-4°F) to +40°C (+104°F)
IC Rated: Yes
Housing Material: Steel
Housing Finish: Matte White
Trim Material: Aluminum
Lens Material: Polystyrene (PS)
Functional Life: 50,000 Hours
Warranty: 5 Years

ITEM SPECIFICATIONS / ORDER INFO

Item	Size	Lumens	Wattage Selectable	Input Current	DLC ID
65-1320	1X4	4400/3300/2200	40W/30W/20W	0.33-0.14/0.25-0.11/0.17-0.07A	S-92PJL8
65-1321	2X2	4400/3300/2200	40W/30W/20W	0.33-0.14/0.25-0.11/0.17-0.07A	S-MB7ZBP
65-1322	2X4	5500/4400/3300	50W/40W/30W	0.42-0.18/0.33-0.14/0.25-0.11A	S-HRCLS9

DIMENSIONS / WEIGHTS

Item	Length (A)	Width (B)	Height (C)	Weight
65-1320	47.81"	11.85"	2.03"	2.54 Lbs.
65-1321	23.82"	23.81"	2.03"	4.08 Lbs.
65-1322	47.81"	23.82"	2.03"	8.40 Lbs.

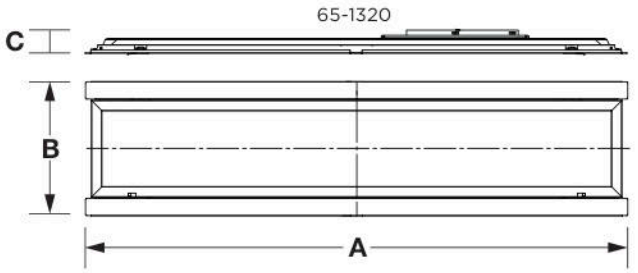

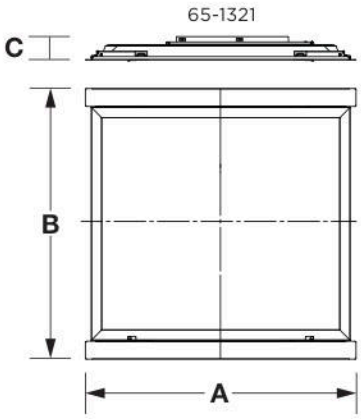

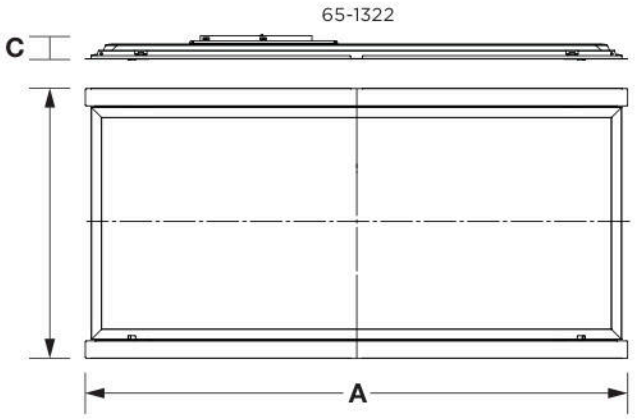



Wattage Selectable Switch



CCT Selectable Switch


Hinge and Latch Door Assembly


Aluminum Construction with Polystyrene Lens

© Satco Products, Inc. All rights reserved. 4/26 SN1976

PHOTOMETRICS

SATCO Item: 65-1320

Description: TRRFP40WSL1X4/8CCT3/DIMU
Default PowerQuick Setting: 40W
Default ColorQuick Setting: 4000K
4687 LM, 40 W, 117 LPW
Beam Angle: 114°
Field Angle: 164°
Spacing Criteria (0°-180°): 1.27
Spacing Criteria (90°-270°): 1.26

Candela Polar Plot

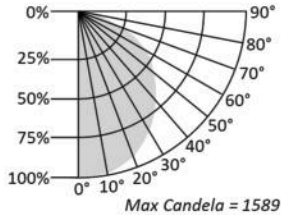

Max Candela = 1589

Zonal Lumens

Zone	Lumens	%Luminaire
0-30°	1239	26.4%
0-40°	2035	43.4%
0-60°	3625	77.3%
0-90°	4687	100.0%
90-180°	0	0.0%
0-180°	4687	100.0%

Illumination at Distance

Distance	Center Beam / Beam Spread
4ft	99fc / 12.2ft
8ft	25fc / 24.5ft
12ft	11fc / 36.7ft
16ft	6fc / 48.9ft
20ft	4fc / 61.2ft

Lumen Multipliers

3500K	4000K	5000K	20W	30W	40W
0.95	1.00	0.97	0.50	0.74	1.00

SATCO Item: 65-1321

Description: TRRFP40WSL2X2/8CCT3/DIMU
Default PowerQuick Setting: 40W
Default ColorQuick Setting: 4000K
4676 LM, 40.2 W, 116 LPW
Beam Angle: 114°
Field Angle: 164°
Spacing Criteria (0°-180°): 1.27
Spacing Criteria (90°-270°): 1.26

Candela Polar Plot

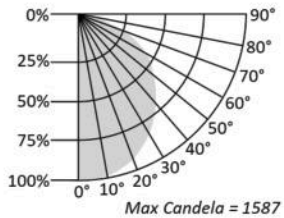

Max Candela = 1587

Zonal Lumens

Zone	Lumens	%Luminaire
0-30°	1238	26.5%
0-40°	2035	43.5%
0-60°	3625	77.5%
0-90°	4676	100.0%
90-180°	0	0.0%
0-180°	4676	100.0%

Illumination at Distance

Distance	Center Beam / Beam Spread
4ft	99fc / 12.3ft
8ft	25fc / 24.7ft
12ft	11fc / 37.0ft
16ft	6fc / 49.3ft
20ft	4fc / 61.7ft

Lumen Multipliers

3500K	4000K	5000K	20W	30W	40W
0.94	1.00	0.97	0.50	0.74	1.00

SATCO Item: 65-1322

Description: TRRFP50WSL2X4/8CCT3/DIMU
Default PowerQuick Setting: 50W
Default ColorQuick Setting: 4000K
5854 LM, 49.8 W, 118 LPW
Beam Angle: 114°
Field Angle: 164°
Spacing Criteria (0°-180°): 1.27
Spacing Criteria (90°-270°): 1.26

Candela Polar Plot

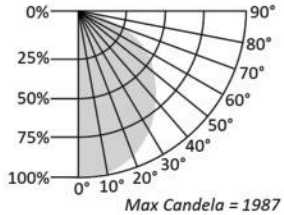

Max Candela = 1987

Zonal Lumens

Zone	Lumens	%Luminaire
0-30°	1550	26.5%
0-40°	2548	43.5%
0-60°	4539	77.5%
0-90°	5854	100.0%
90-180°	0	0.0%
0-180°	5854	100.0%

Illumination at Distance

Distance	Center Beam / Beam Spread
4ft	124fc / 12.3ft
8ft	31fc / 24.7ft
12ft	14fc / 37.0ft
16ft	8fc / 49.3ft
20ft	5fc / 61.7ft

Lumen Multipliers

3500K	4000K	5000K	20W	30W	40W
0.94	1.00	0.97	0.58	0.78	1.00

This device complies with Part 15 of the FCC Rules. Operation is subject to the following two conditions: (1) this device may not cause harmful interference, and (2) this device must accept any interference received, including interference that may cause undesired operation.

WARNING: Some products included in this specification sheet may be subject to the warning requirements of California's Proposition 65. Please refer to your product packaging for more information.

Meets requirements of ICES-005 issue 5 class A for use in commercial applications.

Fixture may not be compatible with all dimmers. See satco.com for details

Specifications are subject to change without prior notice.

Visit satco.com/service/warranty for complete warranty details.

© Satco Products, Inc. All rights reserved. 4/26 SN1976