SATCO | NUVO

LED LIGHT BAR RETROFIT KITS

FIELD SELECTABLE | MULTIPLE CONFIGURATIONS

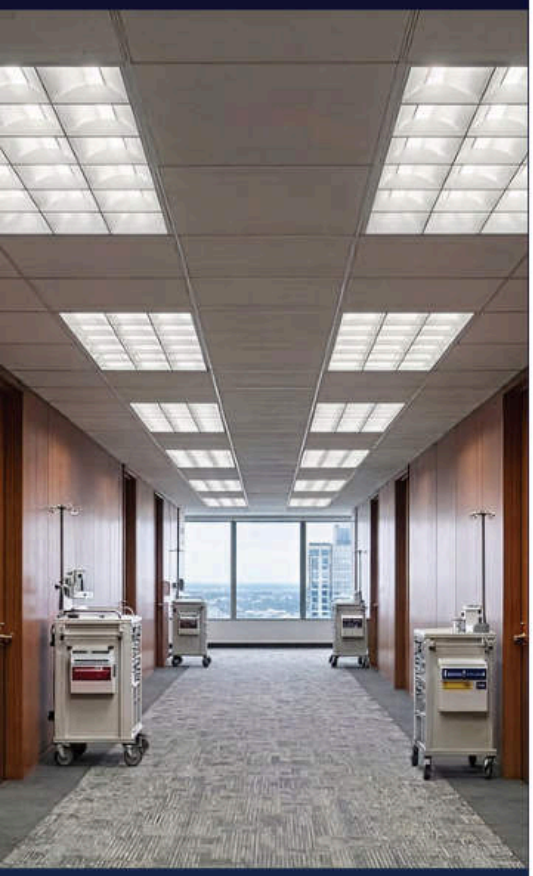



65-1330 2 Foot, 2 Light Kit Shown



FIELD SELECTABLE WATTAGE & CCT

QUICK & EASY MAGNETIC INSTALLATION

REDUCES UPGRADE MATERIAL WASTE

FULLY PRE-WIRED DRIVER

COMPATIBLE WITH MOST TROFFER, STRIP, WRAP AND LINEAR FIXTURES

SUGGESTED APPLICATIONS

Commercial/Retail
Industrial
Hospitality
Offices/Schools
Warehouses
Hospitals

SATCO|NUVO's Retrofit Lightbar Kits offer a highly flexible solution for upgrading existing fluorescent fixtures, delivering efficient LED performance in a wide range of applications. Designed to replace traditional T8 lamps, these kits make it easy to convert outdated fixtures into modern, energy-saving lighting systems without the need for a full fixture replacement. Available in multiple configurations with varying bar counts, lengths, and wattage-selectable options, each kit adapts to a wide range of existing fluorescent fixtures, including troffers, strips, wraps, and vapor tight housings. Selectable CCT from 3000K to 6500K allows for tailored illumination at installation, while 0-10V dimming provides additional control. Durable aluminum construction paired with a frosted polycarbonate lens ensures long-lasting performance and even light distribution. With a 5-year warranty and a 50,000-hour lifespan, these kits deliver reliable, high-quality illumination.



SATCO | NUVO

LED LIGHT BAR RETROFIT KITS

FIELD SELECTABLE | MULTIPLE CONFIGURATIONS

GENERAL SPECIFICATIONS

Range Voltage: 120V-277V
Frequency: 50/60Hz
Power Factor: >0.9
THD: <20%
Dimmable: 0-10V dimmable down to 10%
Surge Protection Rating: 1kV
Efficacy: up to 125 LPW
CRI: 80+

CCT Selectable: 3000K/3500K/4000K/5000K/6500K
Beam Angle: 120°
Location Rating: Damp
Ambient Operating Temperature: -20°C (-4°F) to +45°C (+113°F)
Housing Construction: Aluminum
Lens Material: Polycarbonate
Lens Finish: Frosted
Functional Life: 50,000 Hours
Warranty: 5 Years

ITEM SPECIFICATIONS / ORDER INFO

Item	Size	# of Bars Included	Lumens	Wattage Selectable	Fluorescent Wattage Replacement	Input Current @120V/277V	DLC ID
65-1330	2FT	2	5000/4375/3750/3125/2500	40W/35W/30W/25W/20W	2 x 17W - T8	0.33-0.14/0.29-0.13/ 0.25-0.11/0.21-0.09/0.17-0.07A	S-S70F3T
65-1332	2FT	3	5000/4375/3750/3125/2500	40W/35W/30W/25W/20W	3 x 17W - T8	0.33-0.14/0.29-0.13/ 0.25-0.11/0.21-0.09/0.17-0.07A	S-7S1LMC
65-1333	4FT	1	3750/3125/2500/1875/1250	30W/25W/20W/15W/10W	1 x 32W - T8	0.25-0.11/0.21-0.09/ 0.17-0.07/0.13-0.05/0.08-0.04A	S-7JCG96
65-1334	4FT	2	6250/5625/5000/4375/3750	50W/45W/40W/35W/30W	2 x 32W - T8	0.42-0.18/0.38-0.16/ 0.33-0.14/0.29-0.13/0.25-0.11A	S-MRQVXP
65-1336	4FT	3	6250/5625/5000/4375/3750	50W/45W/40W/35W/30W	3 x 32W - T8	0.42-0.18/0.38-0.16/ 0.33-0.14/0.29-0.13/0.25-0.11A	S-8443ST
65-1337	4FT	4	6250/5625/5000/4375/3750	50W/45W/40W/35W/30W	4 x 32W - T8	0.42-0.18/0.38-0.16/ 0.33-0.14/0.29-0.13/0.25-0.11A	S-H5R6D6

DIMENSIONS / WEIGHTS

Item	Length (A)	Width (B)	Height (C)	Driver Length (D)	Weight
65-1330	20.87"	0.93"	1.19"	11.56"	1.10 Lbs.
65-1332	20.87"	0.93"	1.19"	11.56"	1.40 Lbs.
65-1333	41.73"	0.93"	1.19"	11.56"	1.10 Lbs.
65-1334	41.73"	0.93"	1.19"	11.56"	1.60 Lbs.
65-1336	41.73"	0.93"	1.19"	11.56"	2.10 Lbs.
65-1337	41.73"	0.93"	1.19"	11.56"	2.60 Lbs.

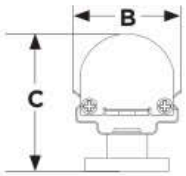

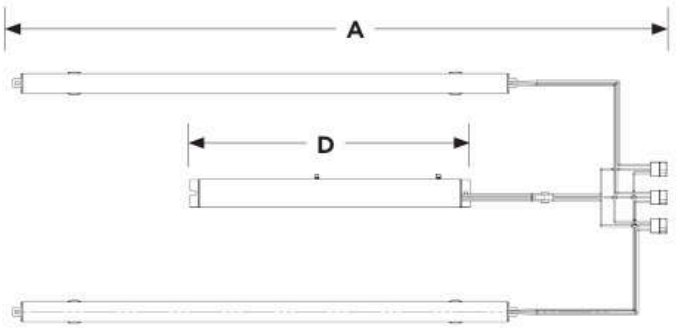



FEATURES



Smooth Frosted Lens





CCT Selectable Switch & Wattage Selectable Switch



Magnetic Feet and Screw Tabs for Quick Alignment

SATCO.COM | 800-437-2826

© Satco Products, Inc. All rights reserved. Rev. 04/26 SN2016

OPTIONAL ACCESSORIES

Item	FOR USE WITH ALL SKUS	
86-202R	ADD-ON MICROWAVE SENSOR; 120-277 VOLT	
86-211	ADD ON PIR SENSOR; WHITE FINISH; 120-277 VOLT	
86-214	PROGRAMMING REMOTE FOR MICROWAVE SENSOR 86-202R	
86-224	10kV SURGE PROTECTOR; 100-277 VOLT	

PHOTOMETRICS

SATCO Item: 65-1330

Description: LBR40WSL2B2/8CCT5/DIMU
Default PowerQuick Setting: 40W
Default ColorQuick Setting: 4000K
5186 LM, 40 W, 130 LPW
Beam Angle: 157°
Field Angle: 166°
Spacing Criteria (0°-180°): 1.24
Spacing Criteria (90°-270°): 1.38

Candela Polar Plot

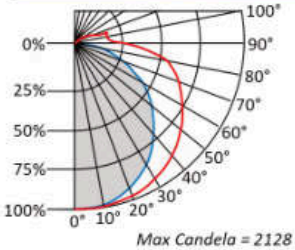

Max Candela = 2128

Zonal Lumens

Zone	Lumens	%Luminaire
0-30°	1030	19.9%
0-40°	1713	33.0%
0-60°	3191	61.5%
0-90°	4736	91.3%
90-180°	449	8.7%
0-180°	5186	100.0%

Illumination at Distance

Distance	Center Beam / Beam Spread
4ft	81fc / 39.5ft
8ft	20fc / 79.0ft
12ft	9fc / 119ft
16ft	5fc / 158ft
20ft	3fc / 198ft

Lumen Multipliers

3000K	3500K	4000K	5000K	6500K	20W	25W	30W	35W	40W
0.96	0.96	1.00	0.96	0.96	0.50	0.63	0.75	0.88	1.00

SATCO Item: 65-1332

Description: LBR40WSL3B2/8CCT5/DIMU
Default PowerQuick Setting: 40W
Default ColorQuick Setting: 4000K
5129 LM, 40 W, 128 LPW
Beam Angle: 134°
Field Angle: 164°
Spacing Criteria (0°-180°): 1.24
Spacing Criteria (90°-270°): 1.39

Candela Polar Plot

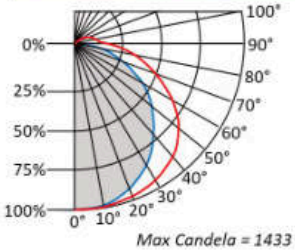

Max Candela = 1433

Zonal Lumens

Zone	Lumens	%Luminaire
0-30°	1130	22.0%
0-40°	1883	36.7%
0-60°	3492	68.1%
0-90°	4834	94.3%
90-180°	295	5.7%
0-180°	5129	100.0%

Illumination at Distance

Distance	Center Beam / Beam Spread
4ft	89fc / 18.7ft
8ft	22fc / 37.3ft
12ft	10fc / 56.0ft
16ft	6fc / 74.7ft
20ft	4fc / 93.4ft

Lumen Multipliers

3000K	3500K	4000K	5000K	6500K	20W	25W	30W	35W	40W
0.96	0.96	1.00	0.96	0.96	0.50	0.63	0.75	0.88	1.00

© Satco Products, Inc. All rights reserved. Rev. 04/26 SN2016

PHOTOMETRICS CONT'D

SATCO Item: 65-1333

Description: LBR30WSL1B4/8CCT5/DIMU
Default PowerQuick Setting: 30W
Default ColorQuick Setting: 4000K
3973 LM, 30 W, 132 LPW
Beam Angle: 161°
Field Angle: 169°
Spacing Criteria (0°-180°): 1.24
Spacing Criteria (90°-270°): 1.38

Candela Polar Plot

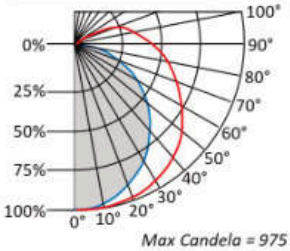

Max Candela = 975

Zonal Lumens

Zone	Lumens	%Luminaire
0-30°	766	19.3%
0-40°	1275	32.1%
0-60°	2373	59.7%
0-90°	3570	89.8%
90-180°	403	10.2%
0-180°	3793	100.0%

Illumination at Distance

Distance	Center Beam / Beam Spread
4ft	61fc / 48.1ft
8ft	15fc / 96.1ft
12ft	7fc / 144ft
16ft	4fc / 192ft
20ft	2fc / 240ft

Lumen Multipliers

3000K	3500K	4000K	5000K	6500K	10W	15W	20W	25W	30W
0.96	0.96	1.00	0.96	0.96	0.33	0.50	0.67	0.83	1.00

SATCO Item: 65-1334

Description: LBR50WSL2B4/8CCT5/DIMU
Default PowerQuick Setting: 50W
Default ColorQuick Setting: 4000K
6454 LM, 50 W, 129 LPW
Beam Angle: 157°
Field Angle: 170°
Spacing Criteria (0°-180°): 1.24
Spacing Criteria (90°-270°): 1.39

Candela Polar Plot

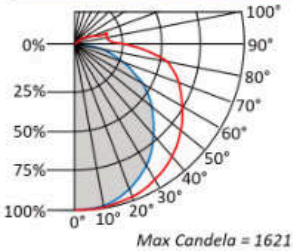

Max Candela = 1621

Zonal Lumens

Zone	Lumens	%Luminaire
0-30°	1278	19.8%
0-40°	2128	33.0%
0-60°	3977	61.6%
0-90°	5916	91.7%
90-180°	538	8.3%
0-180°	6454	100.0%

Illumination at Distance

Distance	Center Beam / Beam Spread
4ft	101fc / 39.9ft
8ft	25fc / 79.8ft
12ft	11fc / 120ft
16ft	6fc / 160ft
20ft	4fc / 200ft

Lumen Multipliers

3000K	3500K	4000K	5000K	6500K	30W	35W	40W	45W	50W
0.96	0.96	1.00	0.96	0.96	0.60	0.70	0.80	0.90	1.00

SATCO Item: 65-1336

Description: LBR50WSL3B4/8CCT5/DIMU
Default PowerQuick Setting: 50W
Default ColorQuick Setting: 4000K
6550 LM, 50 W, 131 LPW
Beam Angle: 133°
Field Angle: 166°
Spacing Criteria (0°-180°): 1.25
Spacing Criteria (90°-270°): 1.39

Candela Polar Plot

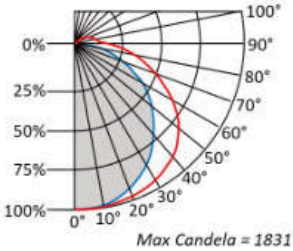

Max Candela = 1831

Zonal Lumens

Zone	Lumens	%Luminaire
0-30°	1440	22.0%
0-40°	2399	36.6%
0-60°	4445	67.9%
0-90°	6160	94.0%
90-180°	390	6.0%
0-180°	6550	100.0%

Illumination at Distance

Distance	Center Beam / Beam Spread
4ft	113fc / 18.4ft
8ft	28fc / 36.8ft
12ft	13fc / 55.2ft
16ft	7fc / 73.6ft
20ft	5fc / 92.0ft

Lumen Multipliers

3000K	3500K	4000K	5000K	6500K	30W	35W	40W	45W	50W
0.96	0.96	1.00	0.96	0.96	0.60	0.70	0.80	0.90	1.00

SATCO Item: 65-1337

Description: LBR50WSL4B4/8CCT5/DIMU
Default PowerQuick Setting: 50W
Default ColorQuick Setting: 4000K
6564 LM, 50 W, 131 LPW
Beam Angle: 132°
Field Angle: 164°
Spacing Criteria (0°-180°): 1.25
Spacing Criteria (90°-270°): 1.39

Candela Polar Plot

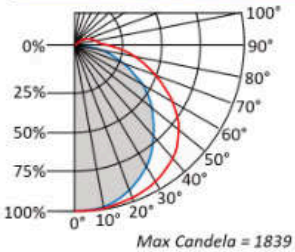

Max Candela = 1839

Zonal Lumens

Zone	Lumens	%Luminaire
0-30°	1451	22.1%
0-40°	2418	36.8%
0-60°	4474	68.2%
0-90°	6152	93.7%
90-180°	412	6.3%
0-180°	6564	100.0%

Illumination at Distance

Distance	Center Beam / Beam Spread
4ft	114fc / 18.1ft
8ft	29fc / 36.1ft
12ft	13fc / 54.2ft
16ft	7fc / 72.3ft
20ft	6fc / 90.3ft

Lumen Multipliers

3000K	3500K	4000K	5000K	6500K	30W	35W	40W	45W	50W
0.96	0.96	1.00	0.96	0.96	0.60	0.70	0.80	0.90	1.00

This device complies with Part 15 of the FCC Rules. Operation is subject to the following two conditions: (1) this device may not cause harmful interference, and (2) this device must accept any interference received, including interference that may cause undesired operation.

Warning: This product can expose you to chemicals including lead, which is known to the State of California to cause cancer and birth defects or other reproductive harm. For more information go to www.P65Warnings.ca.gov.

IMPORTANT: This product must be installed in accordance with the applicable installation code by a person familiar with the construction and operation of the product and the hazards involved.

Meets requirements of ICES-005 issue 5 class A for use in commercial applications.

May not be compatible with all dimmers. See satco.com for details.

Replacement wattage shown depends on application and fixture.

Specifications are subject to change without prior notice.

Visit satco.com/service/warranty for complete warranty details.

© Satco Products, Inc. All rights reserved. Rev. 04/26 SN2016