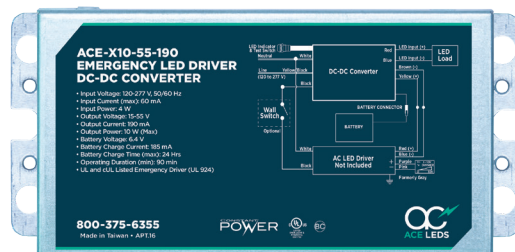


ACE-X10-55-190 Emergency LED Driver



Primary Specifications: Battery/Type/Model No.: LiFePO₄ with 3300 mAh

Output Power Max	Input Power	Input Current Max	Operating Duration Time	Battery Charge Time Max	Output Voltage	Output Current	Battery Voltage	IP Rating	Battery Charge Current	Battery Type
10 W	4 W	60 mA	90 min.	24 Hours	15-55 V	181 mA	6.4 V	30	220 mA	LiFePO ₄



DC-DC CONVERTER



BATTERY

Description:

This AC Electronics UL Listed Emergency Backup Driver allows a single fixture to be used for both regular and emergency (loss of power) operations. If power fails, this emergency driver switches to "Emergency Mode". It will then operate the LED modules for 90 minutes at an output voltage in the range of 15-55 V. It can be used in conjunction with switched and unswitched fixture application

During Emergency operation, this driver will drive any LED module that is designed to accept a constant current input of 190mA and has an input voltage in the range of 15-55 VDC.

Product Features:

- At least 90 minute operation in emergency mode
- Wide range input voltage - range - 120-277VAC
- Test switch and AC Power-On LED indicator for manual test
- Operating Temperature Range 0°C Through 55°C
- Up to 87% Efficiency
- Surge Protection - 3kV
- Open/Short/Over-Voltage/Over Temperature protection

Applications:

- New and existing fixtures
- Emergency back-up installations
- Emergency only fixtures
- With constant current Class 2 LED driver

Safety:

- UL and cUL Listed as an LED emergency driver (UL 924)
- UL/cUL Class 2
- UL Classified Field or Factory Installation
- Two-wire universal AC Input
- Self-sensing output voltage adjusts to various LED loads
- Includes battery status indicator
- Long life high temperature LiFePO₄ battery
- Maximum Case Temperature 66°C @ 3-Year warranty
- Warranty: 5 years based on a max. case temp. of ≤60°C*
- AC Driver maximum output current = 5.0 Amps @ 55 VDC

Product Benefits:

- Title 24 compatible
- Maintains constant emergency light levels. No power/light degradation throughout the 90-minute runtime.
- Can be used with existing or new fixtures.
- LiFePO₄ batteries have a life span up to 10 times longer than that of traditional lead acid batteries. They also operate with much lower resistance and consequently recharge at a faster rate.
- CEC Title 20 Compliant

5-Year USA-Backed Warranty*

See complete AC Warranty information for details

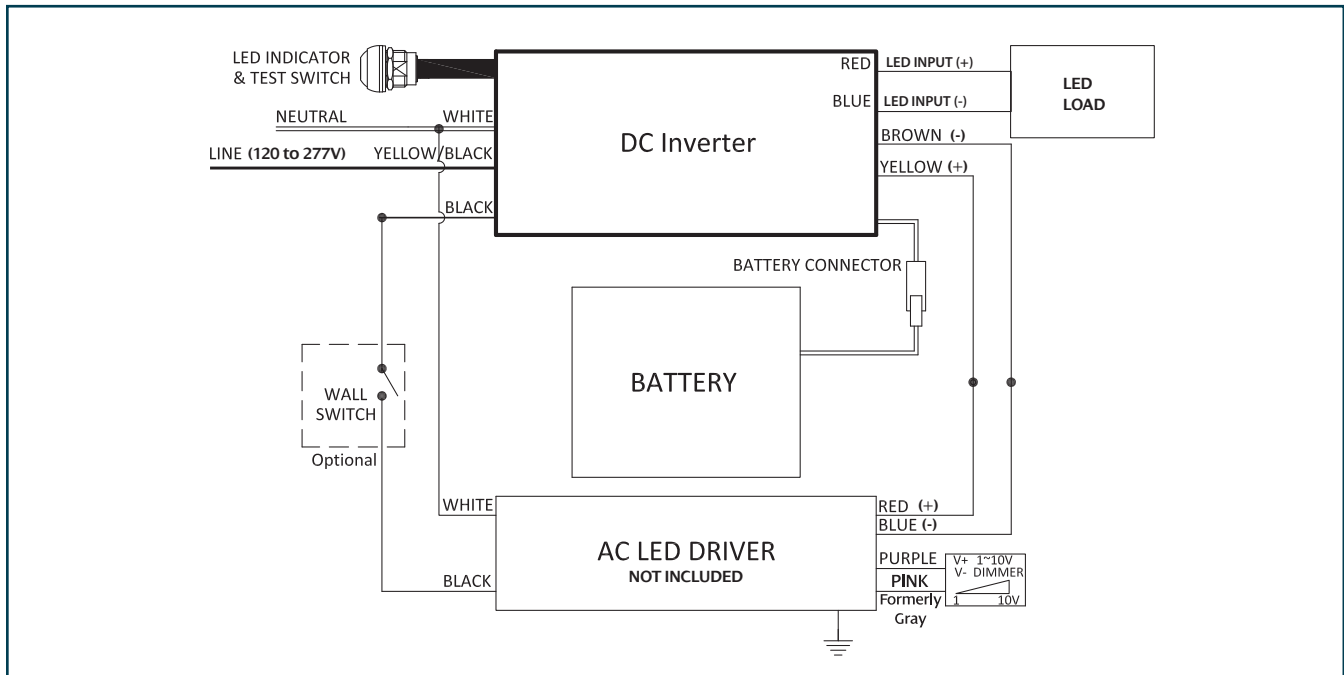
3401 Avenue D, Arlington, TX 76011 • 800-375-6355 • www.aceleds.com

Data is based upon tests performed by ACE LEDS in a controlled environment and representative performance. Actual performance can vary depending on operating conditions. Specifications are subject to change without notice. All specifications are nominal unless otherwise noted.

WIRING:

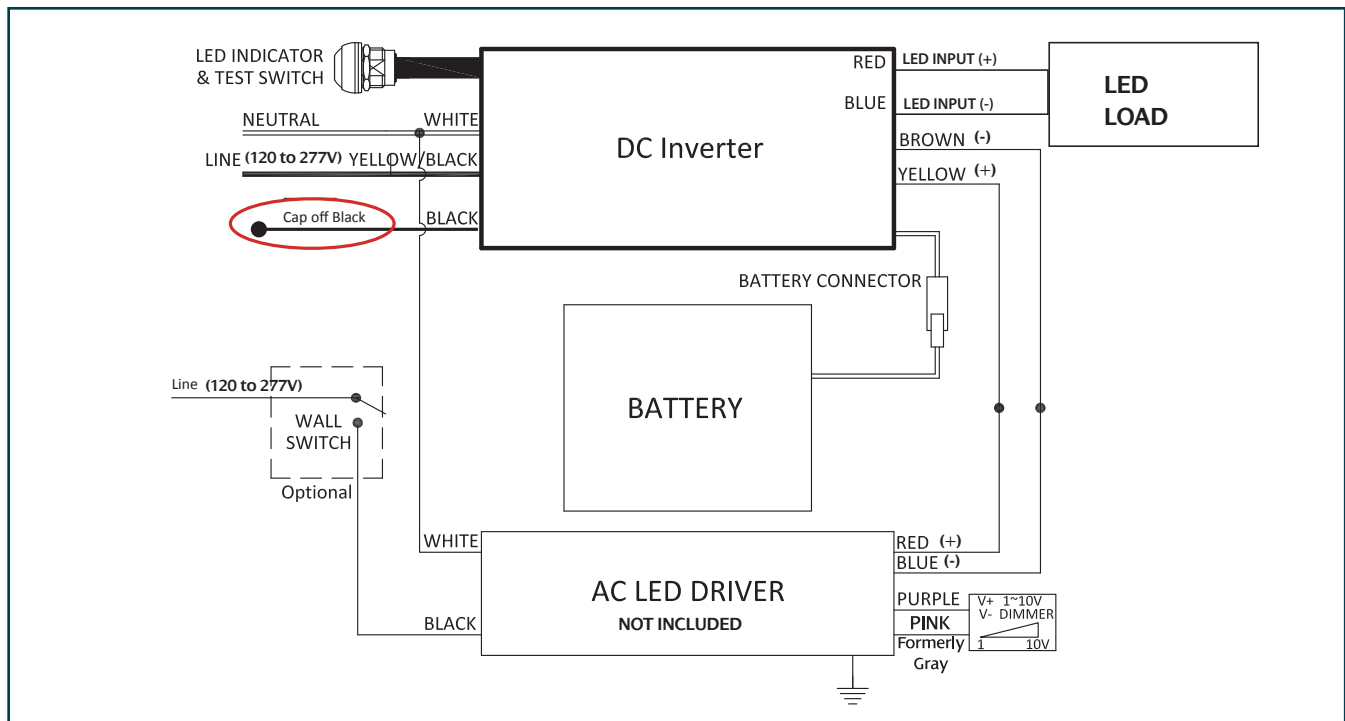
RECOMMENDED

(USE IF AN EXTERNAL SWITCHED LINE IS NOT AVAILABLE)



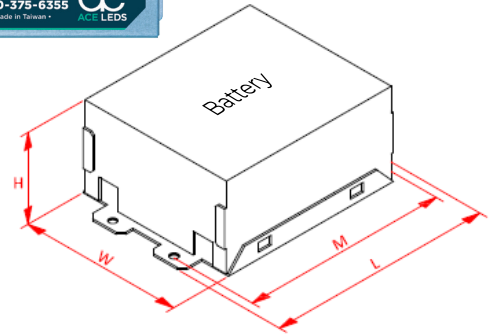
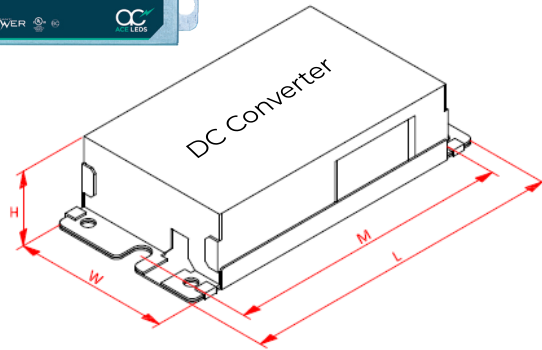
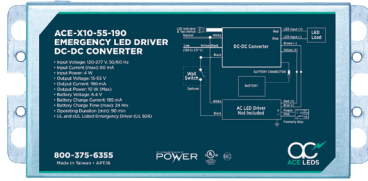
ALTERNATE

(USE IF AN EXTERNAL SWITCHED LINE IS AVAILABLE)



3401 Avenue D, Arlington, TX 76011 • 800-375-6355 • www.aceleds.com

Data is based upon tests performed by ACE LEDS in a controlled environment and representative performance. Actual performance can vary depending on operating conditions. Specifications are subject to change without notice. All specifications are nominal unless otherwise noted.



Lead Lengths

Black	5.9"	Blue	5.9"	Brown	5.9"
White	5.9"	Red	5.9"	Test Switch/ LED Indicator	7.08"/ 23.62"
Yellow/Black	5.9"	Yellow	5.9"		
Battery Box Connector Wire/Emergency Connector Wire					3.5"/12.6"

Dimensions- dc-dc converter

Length	5.23"	Height	1.18"
Width	2.48"	Mounting Length	4.84"

Dimensions- battery

Length	3.35"	Height	1.38"
Width	2.44"	Mounting Length	3.07"

INSTALLATION:

This emergency backup driver may be used with either a switched or unswitched fixture. If a switched fixture is used, an unswitched hot lead must be connected to this emergency backup driver to allow its battery to charge when AC power is available. The emergency backup driver must be fed from the same branch circuit as the AC powered driver (if used). This emergency backup driver should NOT be installed with fixtures where the ambient temperature may fall below 0 °C (32°F).

- Maximum remote mounting distance to LEDs is 18 feet.
- The emergency backup driver case should be grounded.
- 18 AWG 600V/105°C tinned stranded copper lead-wires required for installation.
- The emergency backup driver shall be installed inside an electrical enclosure.

***AC Electronics/AC LED Power Designs warrants to the purchaser that each EMB Driver will be free from defects in material or workmanship for a period of 5 years when operated at max case temp of up to <60°C when properly installed and under normal conditions of use. See aceleds.com for complete warranty policy.**

