



LED HID T-Shape Series

Bypass • Directional
50,000 Hours



T-Light

Retrofit

TCP's LED T-shape HID replacements are changing the LED game. Unlike traditional HID and LED "Corn Cob" solutions, the TCP LED T-shapes are directional and deliver maximum lumens on the floor. The plastic lens helps to minimize glare and increase overall lamp performance.

Reasons to choose the LED HID Series from TCP

- Operates on less energy than traditional metal halide products for instant energy savings
- Long life of 50,000 hours helps minimize replacement and maintenance costs
- T-Lights' directional 180° beam angle delivers maximum lumen distribution on the floor
- High Bay Retrofits' 110° beam angle is good for tighter directional lighting
- Shatter resistance lowers the risk of injury and breakage
- An isolated driver helps with heat dissipation
- T-Lights are wet location rated – when exposed to water use only with device base up
- Approved for totally enclosed high bay and low bay fixtures with a minimum lamp compartment of 16 inches in diameter by 10.43 inches high*
- The LED HID Series offers 6kv surge protection
- High Bay Retrofits include Spring Clip and Support Strap for secure installation

Ideal Applications

- High and Low Bay Metal Halide Replacement or any HID type lamp

Specifications

Color Temperatures4000K, 5000K
 Input Line Voltage 120-277 VAC
 Input Line Frequency..... 50/60HZ
 Lamp Life (Rated) 50,000 hours
 Minimum Starting Temp -30°C
 Maximum Operating Temp..... 45°C

CRI ≥ 80
 Surge Protection 6kv

Suitable for use in totally enclosed high bay and low bay fixtures with a minimum lamp compartment of 16 inches in diameter by 10.43 inches high. Bypass construction. Non dimmable.

* Not recommended for sealed area lights, pole lights and floodlights.



Specifications



ITEM #	DESCRIPTION	VOLTAGE	LED WATTS	WATTAGE EQUIVALENT	LUMENS	LPW	CCT	COLOR TEMP	BEAM ANGLE	MOL (inches)	DIA (inches)	WEIGHT (pounds)	BASE	MASTER PACK	
T-Lights															
LHID25040*	LED 90W MH400 EX39 40K	120-277V	90	250-400	12,600	151.11	>80	4000K	180°	10.3	5.2	2.4	EX39	6	
LHID25050*	LED 90W MH400 EX39 50K	120-277V	90	250-400	12,600	151.11	>80	5000K	180°	10.3	5.2	2.4	EX39	6	
LHID17540*	LED 65W MH250 EX39 40K	120-277V	65	175-250	9000	152.31	>80	4000K	180°	10.3	5.2	2.0	EX39	6	
LHID17550*	LED 65W MH250 EX39 50K	120-277V	65	175-250	9000	152.31	>80	5000K	180°	10.3	5.2	2.4	EX39	6	
LHID15040	LED 40W MH175 E26 40K	120-277V	40	150-175	5850	146.25	>80	4000K	180°	8.5	4.4	1.4	includes E26 to E39 ADAPTER	6	
LHID15050	LED 40W MH175 E26 50K	120-277V	40	150-175	5850	146.25	>80	5000K	180°	8.5	4.4	1.4	includes E26 to E39 ADAPTER	6	
LHID10035	LED 25W MH150 E26 35K	120-277V	25	100-150	3750	150	>80	3500K	180°	7.4	3.8	1.1	E26	6	
LHID10040	LED 25W MH150 E26 40K	120-277V	25	100-150	3750	150	>80	4000K	180°	7.4	3.8	1.1	E26	6	
LHID10050	LED 25W MH150 E26 50K	120-277V	25	100-150	3750	150	>80	5000K	180°	7.4	3.8	1.1	E26	6	
LHID07040	LED 20W MH70 E26 40K	120-277V	20	70-100	3000	150	>80	4000K	180°	5.5	3.0	0.7	E26	6	
LHID07050	LED 20W MH70 E26 50K	120-277V	20	70-100	3000	150	>80	5000K	180°	5.5	3.0	0.7	E26	6	
High Bay Retrofits															
LHIDV07050	LED 72W MH250 VERT E39 50K	120-277	72	250	11,000	153	>80	5000K	110°	8.1	6.3	2.2	E39	4	
LHIDV10550	LED 105W MH400 VERT E39 50K	120-277	105	400	15,500	148	>80	5000K	110°	8.1	6.3	2.2	E39	4	
LHIDV15050	LED 152W MH600 VERT E39 50K	120-277	152	600	25,000	164	>80	5000K	110°	9.3	7.9	3.5	E39	4	

* DLC approved.

ADAPTERS

Item Number	Description
ADAPTERE26E39	E26 TO E39 ADAPTER
ADAPTERE39E26	E39 TO E26 ADAPTER




ADAPTERE26E39



ADAPTERE39E26

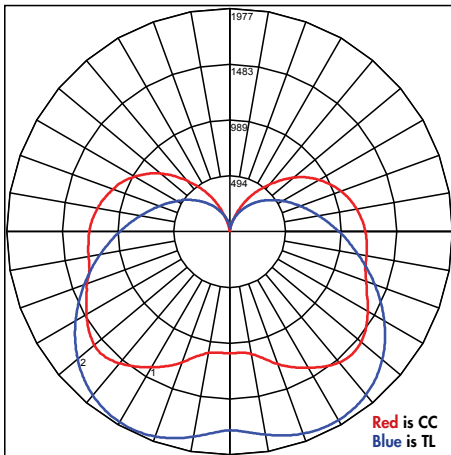
LED T-Shape HIDs vs traditional LED HIDs "Corn Cob"



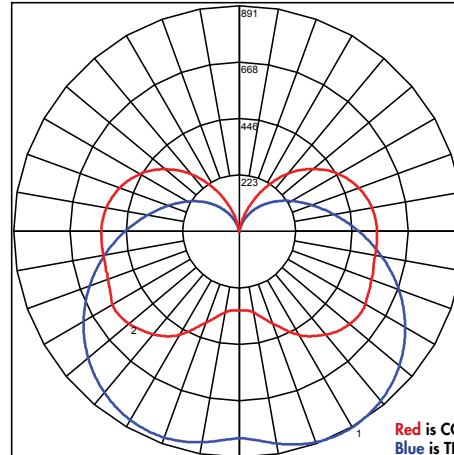
LHID250 ZONAL LUMENS		BY ZONE	
		90w TL	100w CC
0	10	174	104
10	20	540	330
20	30	902	606
30	40	1207	905
40	50	1413	1176
50	60	1492	1321
60	70	1450	1339
70	80	1319	1320
80	90	1138	1324
90	100	937	1281
100	110	742	1164
110	120	563	985
120	130	403	757

LHID150 ZONAL LUMENS		BY ZONE	
		40w TL	40w CC
0	10	79	30
10	20	244	100
20	30	405	194
30	40	541	307
40	50	639	415
50	60	688	503
60	70	687	549
70	80	640	567
80	90	558	583
90	100	459	578
100	110	361	539
110	120	272	467
120	130	193	370

Candela Display



Candela Display



For the most up-to-date specs, please visit www.tcp.com

TECHNOLOGY CAST IN A BEAUTIFUL LIGHT

For over 20 years, TCP has been designing, developing and delivering energy-efficient lighting into the market. Thanks to our cutting-edge technology and manufacturing expertise, we have shipped billions of high quality lighting products. With TCP, you can count on a lighting product that is designed to meet the needs of the market - that transforms your surroundings and envelopes you in warmth - lighting that generates beauty with every flip of the switch.

For more information on the quality and care TCP can deliver, call us at **800.324.1496** or visit tcp.com

325 Campus Dr. | Aurora, Ohio 44202 | P: 800.324.1496 | F: 877.487.0516

TECHNOLOGY CAST IN A BEAUTIFUL LIGHT

For over 20 years, TCP has been designing, developing and delivering energy-efficient lighting into the market. Thanks to our cutting-edge technology and manufacturing expertise, we have shipped billions of high quality lighting products. With TCP, you can count on a lighting product that is designed to meet the needs of the market - that transforms your surroundings and envelopes you in warmth - lighting that generates beauty with every flip of the switch.

Sales:

Date:

Model:

Project:

Rep:

Catalog Number:

Type:

Notes:



For more information on the quality and care TCP can deliver, call us at **800.324.1496** or visit tcp.com

325 Campus Dr. | Aurora, Ohio 44202 | P: 800.324.1496 | F: 877.487.0516