

# WSD-170YT08W-AC EMERGENCY LED DRIVER

*New Design*



CONSTANT  
POWER  
EMERGENCY OUTPUT



**NOTE:** leading-out wires left or right are optional,  
please advise before order.

## FEATURES

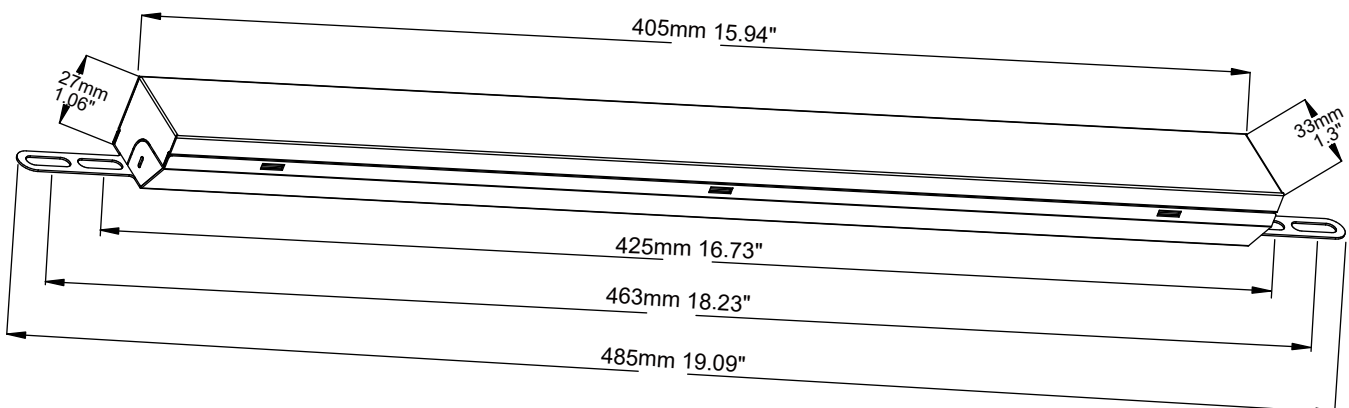
- Patent design ideal for Ultra-thin back-lit panel lights, easy to install and fix.
- Easy wiring, directly connect to AC INPUT of LED driver, suitable for CCT selectable lighting fixture.
- No need flex conduit and connector, high cost performance.
- Constant output power. Built-in Lithium Battery.
- Patent design with 12V auxiliary source
- Protections: Input over current protection, output over charge protection, output over discharge protection, output short circuit protection.
- UL listed for factory or field installation-UL924& CSA C22.2 NO.141.
- Compliance with NFPA 101 life Safety Code and CEC (CA Title 20).

## ELECTRICAL SPECIFICATIONS

- Input Voltage: 100~347Vac, 50/60Hz
- Input Current: 100mA max
- Input Power: 6W max
- Output Voltage: 170V DC
- Emergency Power: 8W
- Recharge Time: 24Hrs
- Discharge Time: 90 minutes
- Battery: Li-ion Battery
- Ambient Temp: 5°C-50°C (41°F to 122°F)

## DIMENSIONS

Driver-19.09"x1.3"x1.06"(485mmx33mmx27mm) Mounting center-18.23"(463mm)

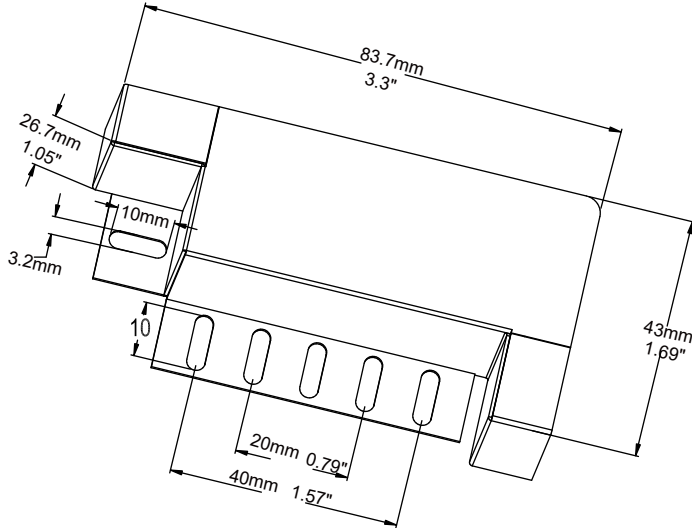


# WSD-170YT08W-AC EMERGENCY LED DRIVER

## OPTIONAL ACCESSORY


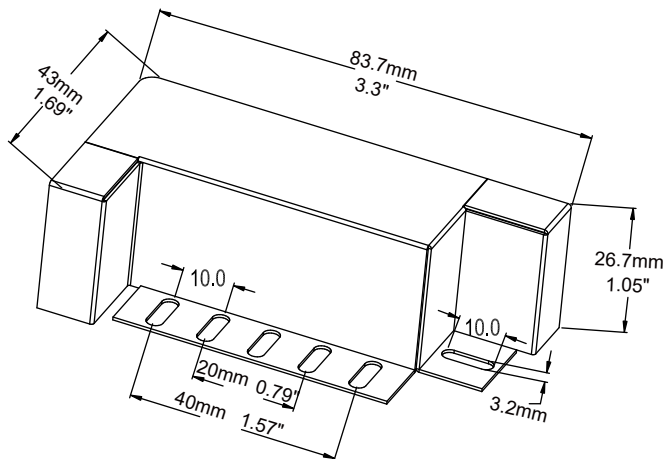
### BLD-JT-R-TZ-053

**Dimensions:** 3.3"x1.69"x1.05"(83.7mmx43mmx26.7mm)



### BLD-JT-R-TZ-064

**Dimensions:** 3.3"x1.69"x1.05"(83.7mmx43mmx26.7mm)



### BLD-JT-R-TZ-063

**Dimensions:** 3.3"x3.3"x1.05"(83.9mmx83.9mmx26.7mm)

