

# Selectable LED Surface Round Down Lights

Wattages: 18W , 24W , 30W



The Selectable LED Surface Round Down Lights Series can be widely used for Indoor Excellent for Hallways, Multipurpose Rooms , Underground parking,super market, store and many other applications.

**WATT/CCT**  
SELECTABLE



## Features:

- Lumileds LED, high luminous efficiency and long working life.
- High efficiency LED Driver, the wide range input voltage AC120-347V.
- Excellent Optics design, greatly improve the light utilization and evenness.
- **The 0-10V Dimming type is continuous.**
- Motion sensor Control Available (Optional).

## Packaging information:

❖ **LBS-RDW182430W347-345K-W:**

Carton Size:540mmX355mmX275mm  
21.26"X13.98"X10.83"(10Pcs/CTN)

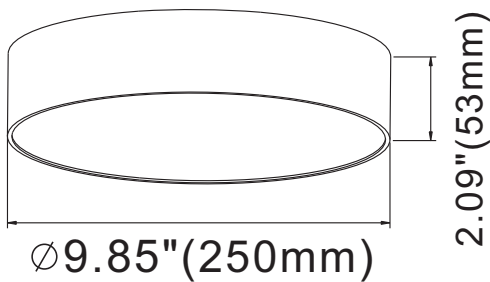
Inside The Box:260mmX65mmX260mm  
10.24"x2. 56" x10. 24"(1Pcs/CTN)

SPECIFICATION			
TYPE	LBS-RDW182430W347-345K-W		
WATTAGE	18W	24W	30W
LUMEN	2111 lm & 4000K	2960 lm & 4000K	3574 lm & 4000K
EFFICACY	> 120 lm/W		
CCT	3000K,4000K,5000K		
CRI	> 80		
INPUT VOLTAGE	AC120-347V		
LIGHTING ANGLE	108°		
FACTORY SETTINGS	30W & 4000K		
LED TYPE	2835		
PF	> 0.90		
DRIVER EFFICIENCY	> 90%		
PROTECTION LEVEL	Damp		
LIFE TIME	> 50000 hours		
WARRANTY	5 year limited		

# Selectable LED Surface Round Down Lights

**Wattages: 18W , 24W , 30W**

## Dimension:



## Specifications:

Shell materials: Aluminum & PC.  
 Net weight : 0.91Kg (2.0 lbs)  
 Finish: White(Standard)  
 Product Size:φ250mmX53mm  
 φ9.85"X2.09"

## Control Module:



**WATT/CCT  
SELECTABLE**




**Selectable CCT**

Three position sliding switch  
3000K / 4000K / 5000K



**Selectable Power**

Three position sliding switch  
18W / 24W / 30W



## EMERGENCY BACK-UP (SOLD SEPARATELY)



**LBS-EMP04E27-4W**  
4W Emergency Backup  
Battery LED Driver

## CONTROL (SOLD SEPARATELY)



**ANT-8A**  
Microwave Bi-level Sensor (12V DC)



**RC100**  
Remote Controller

## ORDERING INFORMATION:

EXAMPLE:

**LBS-RDW182430W347-345K-Z[D,W,B,S]-E[Blank,EC,M,ECM]**

LBS	RDW	182430W	347	345K	Z	E
COMPANY	PRODUCT	POWER	VOLTAGE	CCT	FINISH	CONTROL
LBS Lighting	RDW Surface Round Down Lights	182430 18W/24W 30W	347 AC120-347V	345K 3000K/4000K/5000K	D (Dark Bronze) W (White) B (Black) S (Silvery)	EC (Emergency) M (Motion Sensor) ECM (Emergency+ Motion Sensor)

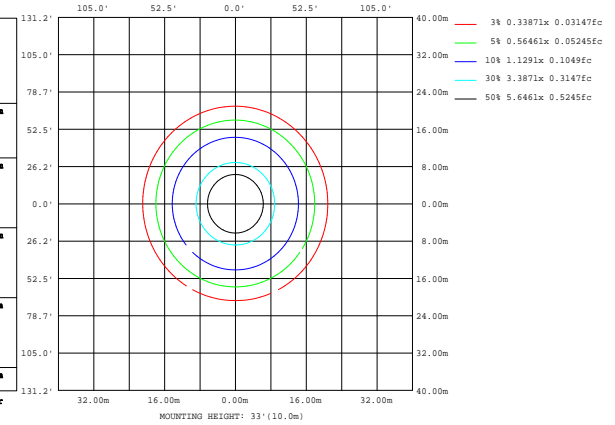
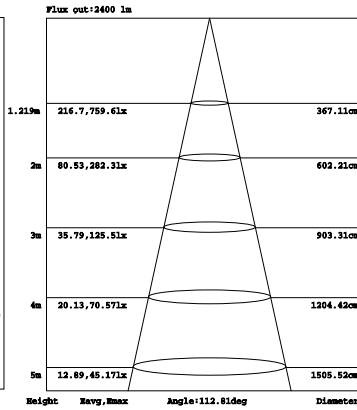
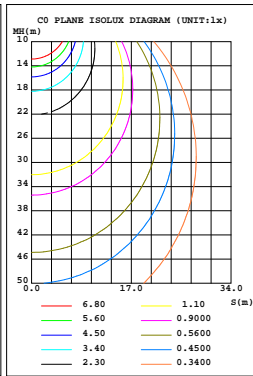
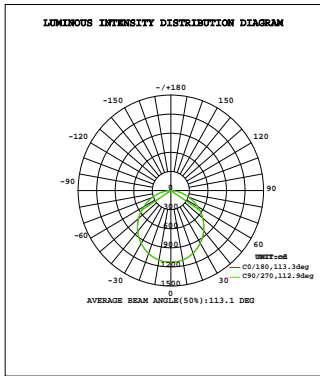
# Selectable LED Surface Round Down Lights

Wattages: 18W , 24W , 30W

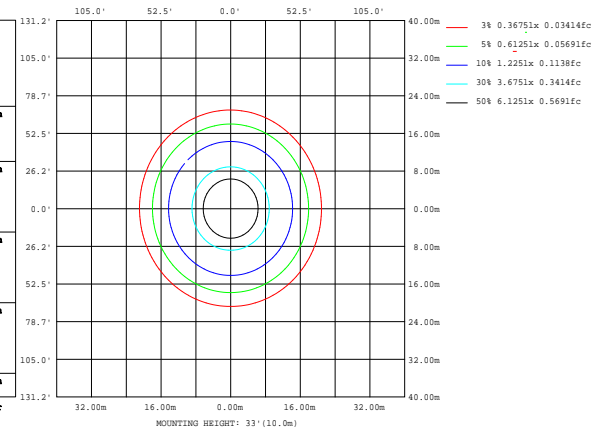
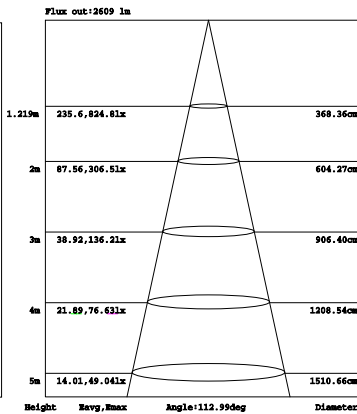
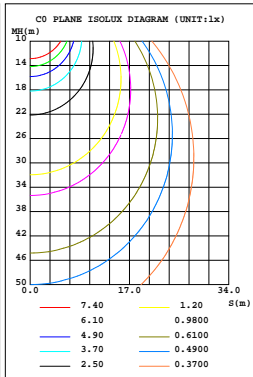
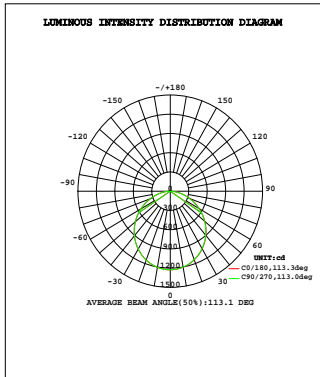
## PHOTOMETRICS:

For complete IES files, please visit our website.

### LBS-RDW182430W347-345K-W (30W&3000K)



### LBS-RDW182430W347-345K-W (30W&4000K)



### LBS-RDW182430W347-345K-W (30W&5000K)

