


LED emergency driver YH28FA-09VL



Product description

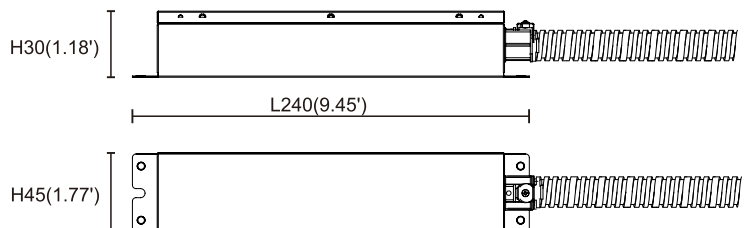
- Suit for 9W to 100W lamp with internal or external led driver, 9W-100W lamp must be with 0/1-10V dimmer function. Lamp below 9W could be without 0/1-10V dimmer function.
- Used with LiFePO4 battery.
- 120-200VDC output.
- LED emergency converter that can transfer standard LED fitting into emergency LED fitting.
- Accessary test switch and charge indicator.

Applications

- UL Listed for dry/damp locations.
- For use on a wide range of LED fittings to convert them from standard to emergency fitting.
- Output DC120-200V.
- Additional Relay that can control standard LED driver.
- Deep discharge protection.
- Ambient range ta 10....60°C.
- IP20 protection.
- Not intended for use in luminaries for high-risk task area lighting.

Dimensions

L240×W45×H30 mm
L 9.45'× W 1.77'× H 1.18'



Ordering data

Model No.:	Input voltage	Output voltage/power (Emergency mode)	Battery pack	Duration (E.M mode)
YH28FA-09VL	100-277Vac 50-60Hz	120-200V, 9W, CP	LiFePO ₄ 12.8V,1.6Ah,20.48Wh	90minutes

YH28FA-09VL will be produced and delivered with a 300mm(11.8') metal flex pipe.
The length of the metal flex pipe could be customized with extra cost if needed.

Panel light.



Down light



LED emergency driver YH28FA-09VL

Technical data

Item	Data
Rated input voltage	100-277VAC, 50/60Hz
Input current	80mA max
Input power	5W max
Power factor	0.6 @100VAC, 0.5@277VAC
Output wire L-out N-out (LED load input)	AC 3A Max
Output voltage range	DC120-200V, 250V max
Output voltage(emergency mode)	9W, constant power
Battery pack voltage/capacity	LiFePO ₄ 12.8V, 1600mAh, 20.48Wh
Recharge current	0-250mA
Recharge time	24hours
Discharge time	90 minutes
Max. casing temperature tc	70°C
Ambient operating temperature ta	10-60°C
Design life	50000 hours
RFI/EMI	FCC

Protections:

- Input over current protection.
- Output over voltage protection.
- Output under current protection.
- Output short circuit protection.

Test switch

- Emergency conversion Kit will go into emergency mode if test switch is pressed when main supply is on, while it will go into charging mode if test switch is not pressed.

In emergency mode, press the test switch for 3 seconds to turn off the current emergency state.

LED indicator

- Red stable: charging mode or charging full
- Red off: main power off or discharging mode

CAUTION:

- DO NOT USE OUTDOORS.
- DO NOT MOUNT NEAR GAS OR ELECTRONIC HEATERS.
- EQUIPMENT SHOULD BE MOUNTED IN LOCATIONS AND AT HEIGHTS WHERE IT WILL NOT BE SUBJECTED TO TAMPERING BY UNAUTHORIZED PERSONNEL.
- THE USE OF ACCESSORY EQUIPMENT NOT RECOMMENDED BY THE MANUFACTURER MAY CAUSE AN UNSAFE CONDITION.
- DO NOT USE THIS EQUIPMENT FOR OTHER THAN ITS INTENDED USE.
- Use with grounded, UL Listed, damp location rated fixtures and case should be grounding.
- The equipment is intended for ordinary locations and for permanent installation into one or more Listed emergency luminaires.

LED emergency driver YH28FA-09VL

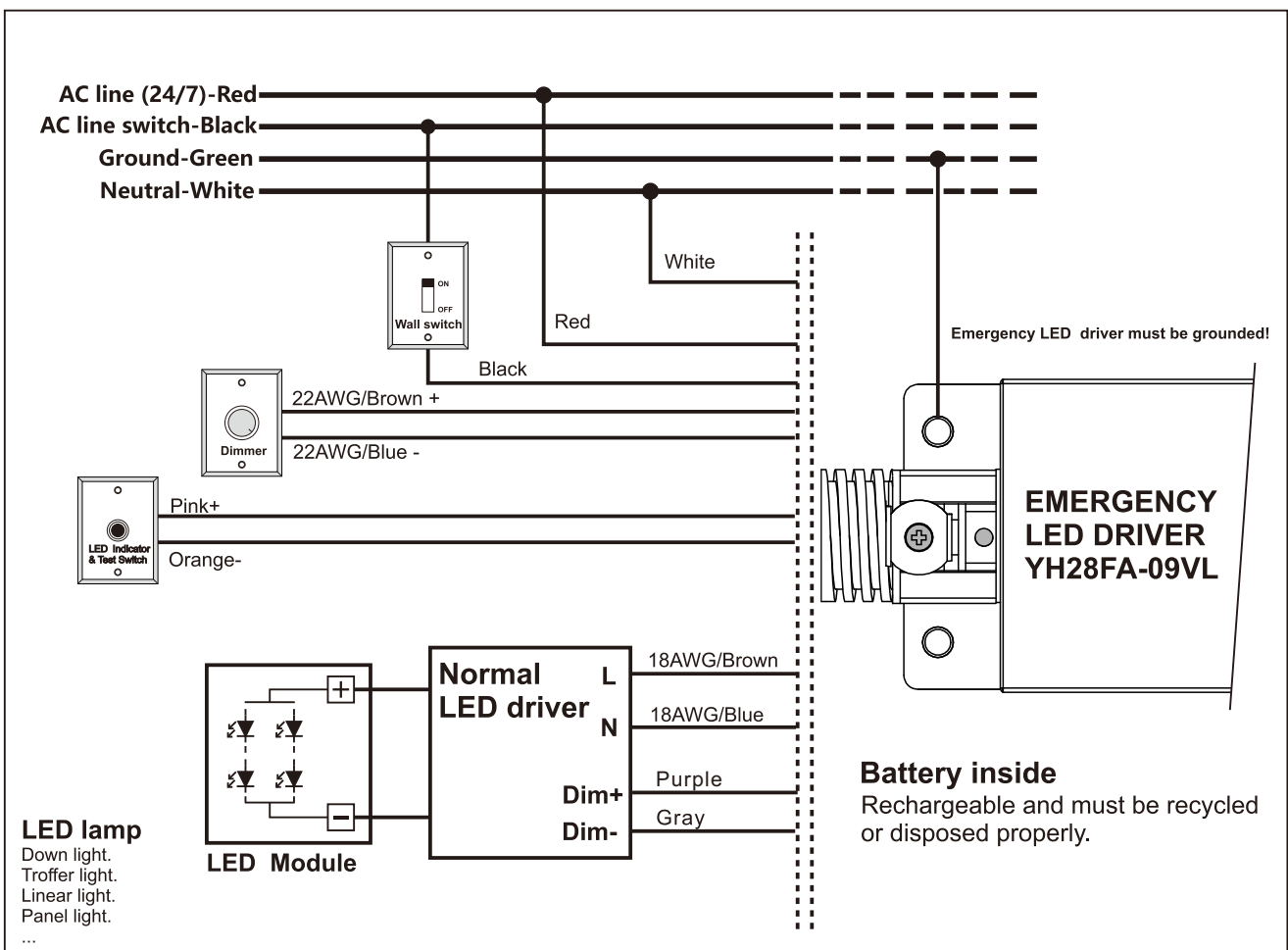
Installation instruction:

- Please install this product properly by the licensed electrician.
- Surface mounting and suspending mounting are available.
- Please check and confirm all the data and usage surrounding before installation.
- Damp or wet location installation is OK.
- This item could be used in the sealed fixtures or installed open area of the fixtures.
- Please keep it away from the flammable materials with a place of good heat dissipation.
- Please charge the battery consistently for >24 hours for the first time usage so as to activate the whole battery cells of discharging/charging duration.

YH28F-09VL suit for below lamp.

- 9--100W lamp with internal led driver
- 9W above lamp must be with 0-10V or 1-10V dimmer.
- Lamp power must be $\leq 8W$ when dimmer is at the lowest voltage.

Wiring diagram



LED emergency driver YH28FA-09VL

Maintenance:

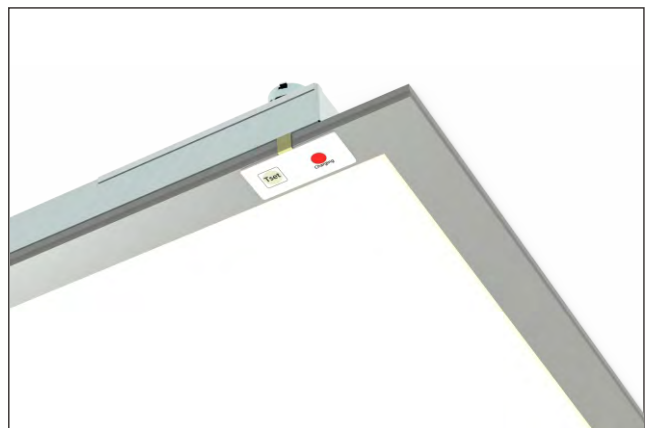
- Please turn off the main power every 3 months, so as to let the battery operate a charging/discharging circle. This will help make battery sustain a longer lifetime.
- Please check the emergency function with the push test button.
- Battery capacity is >60% when factory deliver goods, so it could be consistently stocked for Max 12 months.

Notes:

Users are not suggested replacing the batteries by themselves. If needed, please use the nominated batteries pack by the manufacturer and contact with us for the instructions of maintenance.

Warranty

- Warranty 5 years.
- Except for the following circumstances:
 - 1) Improper installation or operation.
 - 2) Misuse.
 - 3) Abuse.
 - 4) Unauthorized or improper repair alteration.
 - 5) Accident or negligence in use, storage, transportation.
 - 6) Any natural acts.



Shenzhen Yihui Lighting Co.,Ltd

Shajing, Baoan, Shenzhen
China

E-mail: sales@yihui-lighting.com