

KTLD-10-1N-350-F3

CONSTANT CURRENT LED DRIVER



DESCRIPTION

LED Driver | 10W | 120V Input | 350mA Constant Current Output

DRIVER TYPE: Constant Current LED Driver

MAX. OUTPUT POWER: 10.5 W

INPUT VOLTAGE: 120 Vac \pm 10%

OUTPUT VOLTAGE: 7.5~30 Vdc

OUTPUT CURRENT: 350 mA

DIMMING: Fixed Output

WARRANTY: 5 Years



Available at LightBulbSurplus.com

PRODUCT FEATURES

- Meets FCC 47 CFR Part 15 (Class B) Consumer Limits
- Short Circuit Overload and Open Load Protection
- Type 1 Outdoor, Suitable for Dry and Damp Locations
- UL 1310 Recognized Component for LED Power Unit
- 90°C/194°F Maximum Case Temperature
- Input Frequency: 60 Hz
- Class 2 Output
- THD: < 200%

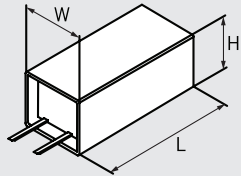
SPECIFICATIONS

ELECTRICAL SPECIFICATIONS

Family	INPUT CHARACTERISTICS				OUTPUT CHARACTERISTICS			FEATURES
	Input Voltage	Input Power	Power Factor	Max. Current	Max. Output Power	Rated Output Current	Output Voltage	Efficiency
10W	120Vac	13W	>0.5	0.21A	10.5W	350mA	7.5~30Vdc	81%

MECHANICAL SPECIFICATIONS

CASE DIMENSIONS

	LENGTH	2.68"
	WIDTH	1.30"
	HEIGHT	0.79"
	MOUNTING	N/A
	CASE STYLE	F3

STANDARD LEAD LENGTHS*

WHITE	12.00"
BLACK	12.00"
RED	12.00"
BLUE	12.00"

*Consult Keystone for special lead length requirements.

Black and white lead wires are 18 AWG 105°C/600V.

Blue and red lead wires are 22 AWG 105°C/600V.

CASE MATERIAL: Plastic

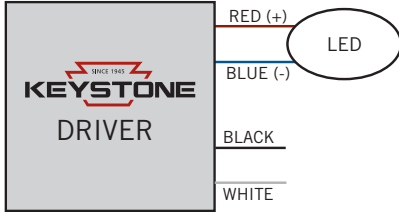
Available for Purchase at lightbulbsurplus.com/keystone-ktld-10-1n-350-f3/ or email at sales@lightbulbsurplus.com



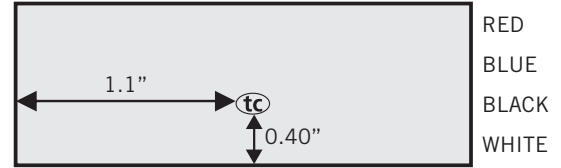
KTLD-10-1N-350-F3

CONSTANT CURRENT LED DRIVER

WIRING DIAGRAM



HOT SPOT LOCATION



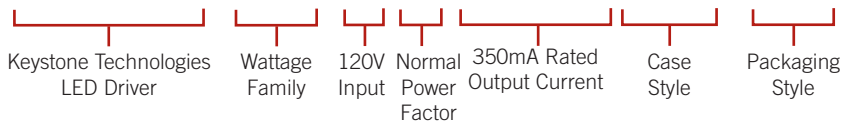
Actual tc point is noted on each LED driver label.

ORDERING INFORMATION

ORDER CODE	PACKAGING STYLE	PACK QTY.	ITEM STATUS
KTLD-10-1N-350-F3-CP	Carton Pack	TBD	Active

CATALOG NUMBER BREAKDOWN

KTLD-10-1N-350-F3-CP



Available for Purchase at lightbulbsurplus.com/keystone-ktld-10-1n-350-f3/ or email at sales@lightbulbsurplus.com